
Retail Market Message Guide

Meter Registration

<i>Document Information</i>	
Business Area:	ESB Networks
Status:	Final
Author/s:	ESBN
Version Number:	6.1
Reason for Change	Minor Market Release

Retail Market Message Guide – Meter Registration

Document Updates				
	Name	Date	Reason	Version
	H&SP Project	22/02/2012	Initial Draft	2.3
	MMR 10.2	21/11/2013	Updated following approval at IGG of MCR 1134	2.4
	Co-MMR 10.4	11/02/2015	MM102R – Codes IA & TIM added	2.5
RMDS	Co-MMR 10.6	04/12/2015	AIQ 2849 – Updated to reflect changes required as per MCR 1156. MMM 011 Page 38 – the following text was added to Purpose and Description of Message/Validation: Cancellation Reason Code OS is not permissible MM 011 after the 10 day objection window has expired.	2.6
	Co-MMR 10.7	02.06.2016	AIQ 2974 – Page 23 Change of Legal Tenancy, changed “100 KVA” to “medium voltage”. AIQ 2976 – Page 38 MM010 – Reading. “Read date on the meter” removed. AIQ 5921 – The following text was added to Change of Supplier Read Arrangement Description on page 24. SP – Special Read. Supplier requests Special Read.	2.7
	Schema Release V11.0	05.08.2016	MCR 1111 – Automated Debt Flagging – Introduction of Automated Debt Flagging solution to the Retail Market MCR 1122 – Essential Plant Introduction of Flag to identify sites with Essential Plant	3.0
	Co-MMR 11.1	02.10.2017	Re-versioned as part of Co-MMR 11.1	3.1

Retail Market Message Guide – Meter Registration

Document Updates			
Name	Date	Reason	Version
Schema Release V12.0	23.04.2019	Re-versioned as part of Schema Release 12.0 MCR1173: Vulnerable Customer Implementation in RoI of SI 463 MCR1140: Introduction of Eircodes into the Retail Market in Ireland MCR1184 – Cooling off for CoS	4.0
Co-MMR 12.1	19.08.2020	Re-versioned as part of Co-MMR 12.1	4.1
Schema Release V13.0	16.02.2021	Re-versioned as part of Schema Release V13.0 (Smart) MCR0176 E-Mail Address Validation MCR1159 Smart Metering Change of Supplier MCR1161 Smart Metering New Connections	5.0
MMR 13.2	15.12.2021	101MM and 105MM - 'Additional codes needed to cater for NI.' deleted. Validation text reworded 'Validation ensures that only codes relevant to ROI are provided and invalid codes are rejected' 010R MM and 102R MM - DIJ Rejection Reason code text added- (valid until market schema is changed)	5.1
MMR V13.6	02.11.2022	DR1225 MCC02 Exchanges Impacts	
Schema Release V14.0	08.11.2024	Updated to include re-versioned V14.00.00 MCRs post detailed design: - MCR1219 - MCR1209 - MCR1216	6.0
MMR V14.2	16.01.2025	Guidance on the optionality of some of the fields on the 010mm where blank, Guidance has now been provided.	6.1

Table of Contents

1 INTRODUCTION.....	6
1.1 PURPOSE OF THE MESSAGE IMPLEMENTATION GUIDE.....	6
1.2 VALIDATION	8
1.3 MESSAGE VERSION	9
1.4 NOTES	9
2 REGISTRATION MESSAGE GROUP	10
2.1 SCOPE AND BUSINESS CONTEXT.....	10
2.2 MESSAGE USAGE SUMMARY	11
2.3 RELATED BUSINESS DOCUMENTS	15
2.4 MESSAGE DIRECTORY – SUPPLIER TO MRSO.....	15
2.4.1 Message 010: Registration Request.....	15
2.4.2 Message 011: Cancel Registration Request.....	41
2.4.3 Message 011A: Cancel Change of Supplier Agreement.....	47
2.4.4 Message 012: Notification of Objection	52
2.4.5 Message 012W: Withdrawal of Objection.....	56
2.4.6 Message 021: De-Registration Request.....	60
2.5 MESSAGE DIRECTORY – MRSO TO SUPPLIER.....	67

Retail Market Message Guide – Meter Registration

2.5.1	Message 101: New Connection – Registration Acceptance.....	67
2.5.2	Message 101P: New Connection – Provisional Acceptance.....	78
2.5.3	Message 101R: New Registration Rejection.....	89
2.5.4	Message 102: Change of Supplier Registration Acceptance.....	95
2.5.5	Message 102P: Change of Supplier Registration Provisional Acceptance.....	106
2.5.6	Message 102R: Change of Supplier – Registration Rejection.....	119
<u>2.5.7</u>	<u>MESSAGE 105: CHANGE OF SUPPLIER CONFIRMATION (NEW SUPPLIER)</u>	<u>126</u>
2.5.8	Message 105L Change of Supplier Confirmation (Old Supplier).....	138
2.5.9	Message 110: Notification to Old Supplier of a Change of Supplier.....	141
2.5.10	Message 111: Registration Cancellation (New Supplier).....	144
2.5.11	Message 111L: Registration Cancellation – Cancellation of Customer Loss (Old Supplier).....	148
2.5.12	Message 111A: Registration Cancellation Notification.....	151
2.5.13	Message 111R: Change of Supplier – Cancellation Request Rejection.....	154
2.5.14	Message 112: Notification of Objection.....	158
2.5.15	Message 112R: Notification of Objection - Rejection.....	161
2.5.16	Message 112W: Withdrawal of Objection.....	165
2.5.17	Message 122: De-Registration Confirmation.....	168
2.5.18	Message 122R: De-registration Rejection.....	171
2.5.19	Message 310: Validated Change of Supplier Reading.....	174

Retail Market Message Guide – Meter Registration

2.5.20	Message 310W: Withdrawn Change of Supplier Reading	179
2.5.21	Message 320: Validated Change of Supplier Reading.....	185
2.5.22	Message 320W: Withdrawn Change of Supplier Reading	190
3	APPENDIX 1	197
3.1	APPENDIX 1A – MESSAGE 310 COMBINATIONS.....	197
3.2	APPENDIX 1B – MESSAGE 320 COMBINATIONS.....	199
4	APPENDIX 2.....	200
4.1	APPENDIX 2A – NEW CONNECTION VALIDATION SEQUENCE DIAGRAM	200
4.2	APPENDIX 2B – CHANGE OF SUPPLIER VALIDATION SEQUENCE DIAGRAM.....	200

1 Introduction

1.1 Purpose of the Message Implementation Guide

This document is a Message Implementation Guide to assist Suppliers in:

- The construction of market messages to be sent to DSO and MRSO; and
- The interpretation of messages received from DSO and MRSO.

The Message Implementation Guides are organized into separate **Message Groups** documents based around key business processes. These are:

- Meter Registration, including Change of Supplier

Retail Market Message Guide – Meter Registration

- Customer Data and Agreements
- Data Processing
- Data Aggregation
- DUoS and Transaction Payments
- Meter Works
- SSA
- Unmetered
- Market Gateway Activity

This document is the **Meter Registration Message Group** Implementation Guide.

Each Message Group section contains:

- An introduction outlining the scope and business context for the message group
- A Message Usage Summary with a description of when each message is used
- A list of Related Business Documents that govern the process
- A message directory with a section for each separate message which includes:
 - A description of each message and when it should be used
 - An overview diagram of the structure of the message.
 - For messages sent by Suppliers:
 - A table containing composition instructions on how to populate each segment and field
 - A table describing how the message will be validated
 - A description of the responses that can be expected

Retail Market Message Guide – Meter Registration

- For messages sent by ESB Networks:
 - A table containing a description of how each segment and field will be populated.

The same type of data is often provided in several messages and, irrespective of the message type, this data is subject to common rules for population. An example is the Meter Point Address.

A separate document exists to describe the population rules for these types of data, providing:

- An overview of the structure of the segment
- Instructions relating to how to populate each segment and field.

This document is the **Common Data Segments** Guide.

1.2 Validation

The document provides notes on how ESB Networks will validate the messages received. The purpose of these notes is to aid the Supplier in the population of each message and is intended to avoid instances where messages are rejected due to the incorrect population of a message field. The validation described is therefore limited to field specific validations.

Syntax validation is excluded from the validation notes. This is performed by using standard XML Schema validation against the ieXML schema provided that defines the data structures of all market messages in scope. Syntax validation includes:

- Checks that the structure of the message is correct
- Checks that all mandatory fields are provided. Mandatory fields are, however, indicated in the instructions for populations.
- Checks that any data code is selected from the list of data codes issued in the ROI Market Design.

Retail Market Message Guide – Meter Registration

In cases where the segment on a message fails on any of these reasons, a negative acknowledgement is sent back as a market message to the message sender containing the following information:

- The Transaction Reference Number supplied on the inbound message
- A copy of the message contents as received by ESB Networks
- A description of the error.

General market process validations that are not specific to individual market message fields are excluded. These are described in the appropriate ROI specific Market Procedure Documents (MPD) referenced in each section.

If there is any inconsistency between an MPD and the Message Implementation Guide then the MPD will take precedence.

1.3 Message Version

This Message Guide refers to and is consistent with the Discussion Request (DR 176) which is based on Market Design version 8 and the 131 market message from MCR0171. NI specific validations are not included in this guide.

1.4 Notes

No message structure has been provided for message 102N as this message is redundant.

This document refers to segment and field levels which should be interpreted as follows:

- The level number indicated against the segment refers to the level of the data items and segments within that segment. Therefore, for example, in message 010 where 'MPRN Level Information –Level 2' is stated it is the data items and segments that comprise 'MPRN Level Information' that are level two items (e.g. MPRN field, Market Participant Business Reference field, Meter Point Address segment). Accordingly, within this document, MPRN Level Information segment is shown as a Level 1 segment.
- Message Header is a Level 1 segment is a child of Header Level Information.

Retail Market Message Guide – Meter Registration

2 Registration message group

2.1 *Scope and Business Context*

The purpose of the Registration Messages is to enable a Supplier to register a Meter Point upon conclusion of an agreement to supply and to receive relevant data regarding that Meter Point.

Registration Messages are used in the following business contexts:

- The Registration of a New Connection; where message 010 is sent by a Supplier and messages 101R, 101P and 101. In addition messages 331 in order to communicate Interval meter details and 332 may be received in order to communicate Non Interval meter details and opening readings. These messages are described in the Meter Works document.
- A Change of Supplier; where message 010 is sent by a Supplier and messages 102R, 102N, 102P, 102, 105, 110, 310 and 320 may be received. In addition there are three additional messages that a Supplier may use to provide and dispute Change of Supplier meter readings. These messages are 208, 210 and 252 and are described in the section on Data Processing as is the Customer Read rejection message 303R. Change of Supplier reading withdrawal messages 310W and 320W are described here.
- The Cancellation of a Change of Supplier; where messages 011 and 011A may be sent and 111A and 111 received
- An Objection for Erroneous Transfer; where messages 012 and 012W may be sent and 112, 112R and 112W received
- An Objection for Debt, where message 012 may be sent and 112,112R received

The purpose of the De-Registration Messages is to enable a Supplier to de-register a Meter Point where there is no longer a customer or premise to be supplied. Message 021 is sent and message 122 or 122R will be received.

The following table lists the Market Process Diagrams (MPD) where the Registration Messages are used:

Retail Market Message Guide – Meter Registration

MPD 1	Change of Supplier –Non Interval Metered
MPD 2	Change of Supplier –Interval Metered
MPD 3	Change of Supplier – Objection and Cancellation
MPD 3.1	Change of Supplier – Automated Debt Flagging
MPD 5	New Non Interval Metered Connection
MPD 6	New Interval Metered Connection
MPD 7	New Non Despatchable Generator
MPD 19	Terminate Connection
MPD 21	De-Registration
MPD 28	New Technical MPRN 1.2
MPD 33	CoS Single Point Unmetered

2.2 Message Usage Summary

The following table provides a trigger list for each message described in this section detailing when it is used.

Message	Title	Sender	Recipient	Trigger	Predecessor	MPD Ref.
010	Registration Request	Supplier	MRSO	Supplier decides to register Meter Point	none	MPD 1, 2, 5, 6, 7, 28, 33
011	Cancel Registration Request	Supplier	MRSO	Supplier decides to cancel registration	none	MPD 3, 3.1

Retail Market Message Guide – Meter Registration

Message	Title	Sender	Recipient	Trigger	Predecessor	MPD Ref.
011A	Cancel Change of Supplier Agreement	Supplier	MRSO	Old Supplier responds to cancellation request with their agreement/disagreement	111A	MPD 3
012	Objection to Change of Supplier	Old Supplier	MRSO	Old Supplier decides to object to an erroneous transfer or to object for Debt	none	MPD 3, 3.1
012W	Withdrawal of Objection	Old Supplier	MRSO	Old Supplier decides to withdraw an objection to an erroneous transfer	none	MPD 3
021	De-Registration Request	Supplier	MRSO	Supplier decides to de-register a Meter Point	none	MPD 21
101	New Connection Registration Acceptance	MRSO	New Supplier + TSO (Interval)	MRSO accepts a valid registration for a newly connected Meter Point (after energisation)	010	MPD 5, 6, 7, 28
101P	New Connection Registration Provisional Acceptance	MRSO	New Supplier	MRSO accepts a valid registration for a newly connected Meter Point but with conditions	010	MPD 5, 6, 7, 28
101R	New Connection Registration Rejection	MRSO	New Supplier	MRSO receives an invalid registration for a newly connected Meter Point	010	MPD 5, 6, 7, 28
102	Change of Supplier Registration Acceptance	MRSO	New Supplier	MRSO accepts a valid registration for a Change of Supplier	010	MPD 1, 2, 33
102P	Change of Supplier Registration Provisional Acceptance	MRSO	New Supplier	MRSO accepts a valid registration for a Change of Supplier but with conditions	010	MPD 1, 2, 33
102R	Change of Supplier Registration Rejection	MRSO	New Supplier	MRSO receives an invalid registration for a Change of Supplier	010	MPD 1, 2, 33
105	Change of Supplier Confirmation	MRSO	New Supplier +	All conditions are satisfied for an accepted Change of Supplier registration request	010 from New Supplier; or /	MPD 1, 2, 33

Retail Market Message Guide – Meter Registration

Message	Title	Sender	Recipient	Trigger	Predecessor	MPD Ref.
			TSO (Interval)		Supplier Termination	
105L	Change of Supplier Confirmation	MRSO	Old Supplier	All conditions are satisfied for an accepted Change of Supplier registration request	010 from New Supplier; or / Supplier Termination	MPD 1, 2, 33
110	Notification to Old Supplier of Change of Supplier	MRSO	Old Supplier	MRSO accepts or provisionally accepts a registration request (010) from a New Supplier	010 from New Supplier	MPD 1, 2, 33
111	Registration Cancellation (New Supplier)	MRSO	New Supplier + TSO (Interval)	All conditions are satisfied for cancellation of a registration	011 or 011A	MPD 3, 3.1
111L	Registration Cancellation (Old Supplier)	MRSO	Old Supplier	All conditions are satisfied for cancellation of a registration	011 or 011A	MPD 3, 3.1
111A	Change of Supplier Cancellation Notification	MRSO	Old Supplier	MRSO receives a valid cancellation request (011) for a completed Change of Supplier	011 from New Supplier	MPD 3
111R	Change of Supplier Cancellation Rejection	MRSO	New Supplier	MRSO receives an invalid Change of Supplier cancellation request	011	MPD 3, 3.1
112	Notification of Objection	MRSO	New Supplier	MRSO receives a valid notification of objection (012) to a Change of Supplier	012 from Old Supplier	MPD 3, 3.1
112R	Notification of Objection Rejection	MRSO	Old Supplier	MRSO receives an invalid notification of objection to a Change of Supplier	012	MPD 3
112W	Withdrawal of Objection	MRSO	New Supplier	MRSO receives a withdrawal of an objection (012W) to a Change of Supplier	012W from Old Supplier	MPD 3

Retail Market Message Guide – Meter Registration

Message	Title	Sender	Recipient	Trigger	Predecessor	MPD Ref.
122	De-Registration Confirmation	MRSO	Supplier + TSO (Interval)	MRSO receives a valid de-registration request which is not rejected by DSO	021 or Termination	MPD 19, 21
122R	De-Registration Rejection	MRSO	Supplier	MRSO receives an invalid de-registration request or one that is rejected by DSO	021	MPD 21
310	Validated Change of Supplier Reading	MRSO	Old Supplier	All conditions are satisfied for an accepted Non Interval metered Change of Supplier	010 from New Supplier; or Supplier Termination	MPD 1
310W	Withdrawn Change of Supplier Reading	MRSO	Old Supplier	A Change of Supplier reading is withdrawn	310	MPD 1
320	Validated Change of Supplier Reading	MRSO	New Supplier	All conditions are satisfied for an accepted Non Interval metered Change of Supplier	010 from New Supplier	MPD 1
320W	Withdrawn Change of Supplier Reading	MRSO	New Supplier	A Change of Supplier reading is withdrawn	320	MPD 1

The following table provides a trigger list for each message described in other Market Message Guides detailing when it is used.

Message	Title	Sender	Recipient	Trigger	Predecessor	MPD Ref.
208	Replacement Reading	Supplier	Data Processor	Supplier decides to dispute a Change of Supplier reading by providing a replacement	310 or 320	MPD 1

Retail Market Message Guide – Meter Registration

Message	Title	Sender	Recipient	Trigger	Predecessor	MPD Ref.
210	Supplier Provided Reading	Supplier	Data Processor	Supplier has elected to provide a customer reading for a Change of Supplier	210	MPD 1 Also MPD 14
252	Request for Special Reading	Supplier	Data Collector	Supplier decides to dispute a Change of Supplier reading by requesting a Special Reading or Estimate	310 or 320	MPD 1 Also MPD 18
303R	Customer Read Rejection	Data Processor	Supplier	MRSO rejects a Customer Read	010, 016 or 210	MPD 1 Also MPD 14
331	Profile Meter Technical Details	Meter Operator	Supplier	Meter details are available for a completed Interval registration	010	MPD 2, 6, 7 Also MPD 11
332	Non Interval Meter Technical Details	Data Processor	Supplier	Meter details and opening reads are available for an energised new Non Interval metered connection	010	MPD 5 Also MPD 11, 14

2.3 Related Business Documents

None

2.4 Message Directory – Supplier to MRSO

2.4.1 Message 010: Registration Request

Retail Market Message Guide – Meter Registration

Purpose and Description of Message/Validation

Message 010 is sent by a Supplier to MRSO in order to request registration to a Meter Point.

It contains the information that is required by MRSO to process and validate the registration. In addition it may also be used to provide additional information such as:

- Customer information that can be used by DSO to fulfil their responsibilities
- Readings data in the case of a Non Interval Change of Supplier

Message 010 is used in the following Market Processes:

Process Number and Title		Use of Message
MPD 1	Change of Supplier –Non Interval Metered	To register a metered Non Interval Meter Point currently registered to another Supplier MPD 01 also caters for a CoS that starts as Non Interval but either completes as Non Interval or Half Hourly Interval
MPD 2	Change of Supplier –Interval Metered	To register an Interval Meter Point currently registered to another Supplier MPD 02 also caters for a CoS that starts as Half Hourly Interval but either completes as Half Hourly Interval or Non Interval
MPD 5	New Non Interval Metered Connection	To register a metered Non Interval Meter Point as part of the new connection process or to register a previously De-Registered site MPD 05 also caters for a Registration that starts as Non Interval but either completes as Non Interval or Half Hourly Interval
MPD 6	New Interval Metered Connection	To register a metered Interval Meter Point as part of the new connection process or to register a previously De-Registered site

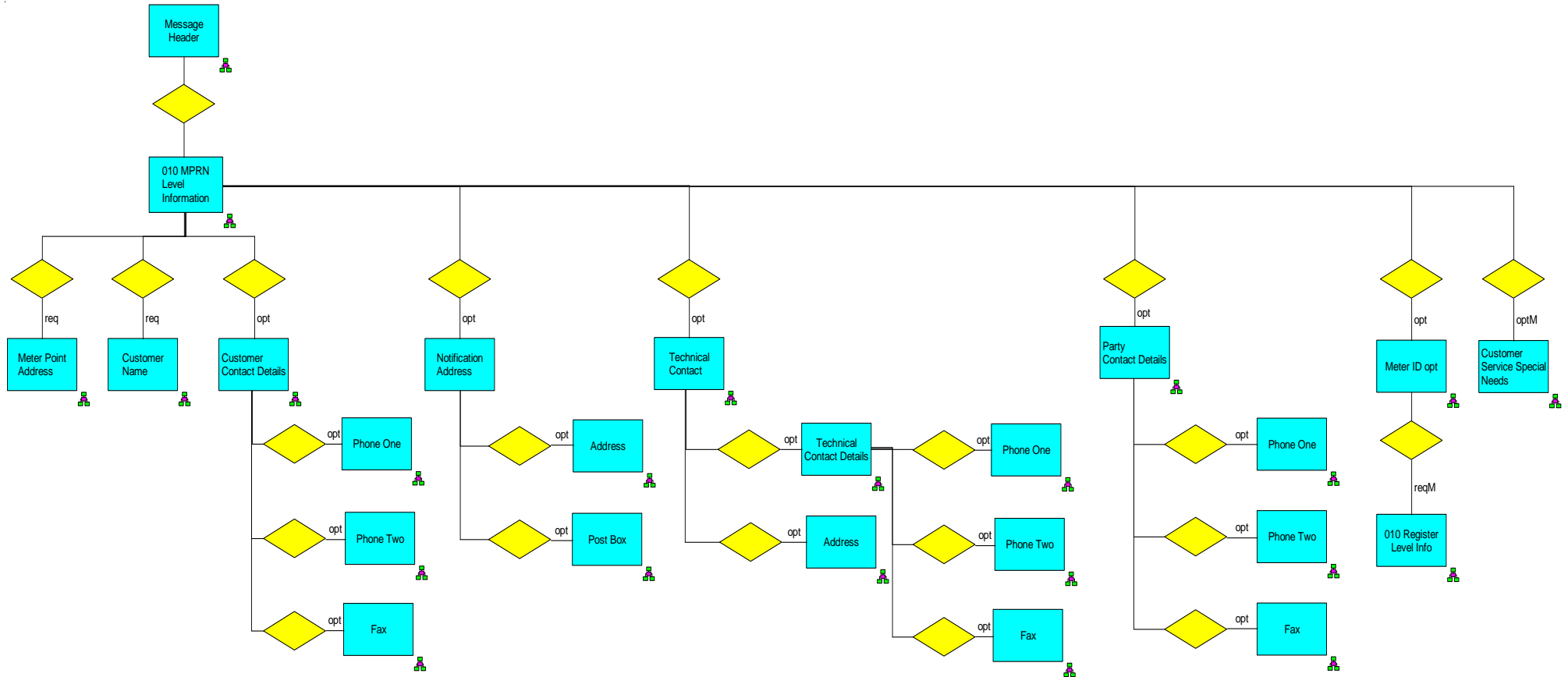
Retail Market Message Guide – Meter Registration

Process Number and Title		Use of Message
		MPD 06 also caters for a Registration that starts as Interval but either completes as Interval or Non Interval
MPD 7	New Distribution Connected Non-Participant Generator 1.1	To register a new Distribution Connected Non-Participant Generator for import as part of the new connection process
MPD 7	New Distribution Connected Participant Generator 1.2	To register a new Distribution Connected Participant Generator for import as part of the new connection process
MPD 28	New Technical MPRN v1.2	To register a Single Point Unmetered site as part of the new connection process
MPD 33	Change of Supplier - Single Point Unmetered	To register a Single Point Unmetered site currently registered to another supplier

In all cases message 010 should only be sent once the Supplier has concluded an agreement to supply electricity to the customer identified in the message at the Meter Point being registered.

Retail Market Message Guide – Meter Registration

Data Hierarchy Diagram



Composition Instructions/Validation

Retail Market Message Guide – Meter Registration

The Supplier should follow the instructions below in populating the Registration message. MRSO will undertake the following validation of the 010 message

Segment and Field Level Identifier – 010 Message			Rpt	Optionality	Description / Purpose and composition instructions	Validation
1 Message Header			1	Mandatory	See Common Data Segments for detailed notes on structure and population.	Not validated by MRSO
1 MPRN Level Information			1	Mandatory		
2	FLD	MPRN	1	Mandatory	All elements of the MPRN, the unique identifying reference number for the Meter Point to be registered, must be provided	The MPRN must exist in an assigned (New Connections only) energised or de-energised state and not be terminated.
2	FLD	Market Participant Business Reference	1	Mandatory	The Supplier must provide an internal reference number.	Not validated by MRSO
2	SEG	Meter Point Address	1	Mandatory	<p>The address at which the Meter Point is connected.</p> <p>The Supplier should use the address as published by DSO as this will aid validation. At a minimum ESB Networks require that sufficient information be provided to allow a site to be uniquely identified – 1 Main St, Gorey, Co. Wexford can be more readily validated than simply 1 Main St. In addition, the address matching software will be unable to validate data if it is provided in an incorrect order, e.g. Co. Wexford, 1 Main St, Gorey. If there is a change of address then, following confirmation</p>	The Meter Point Address will be compared to that held for the Meter Point by DSO. If there is a change of address, other than minor differences in spelling, then acceptance of the registration and any changes will be subject to verification by DSO.

Retail Market Message Guide – Meter Registration

Segment and Field Level Identifier – 010 Message			Rpt	Optionality	Description / Purpose and composition instructions	Validation
					of the registration, the Supplier should use message 013 to advise the change. See Common Data Segments for detailed notes on structure and population.	
2	SEG	Customer Name	1	Mandatory	The name of the customer with whom the Supplier has concluded an agreement to supply electricity must be provided. See Common Data Segments for detailed notes on structure and population.	
3	FLD	Title			This relates to the title of a person that comes before a name for addressing purposes.	Will be compared against records held by DSO to determine if a Change of Legal Entity has occurred
3	FLD	Last Name			This is the last or family name. This field is mandatory if the customer is a person.	Will be compared against records held by DSO to determine if a Change of Legal Entity has occurred
3	FLD	First Name			This is the first given name of a person.	Will be compared against records held by DSO to determine if a Change of Legal Entity has occurred
3	FLD	Organisation Name 1			This is the name of a company or organisation. This field is mandatory if the customer is an organisation.	Will be compared against records held by DSO to determine if a Change of Legal Entity has occurred

Retail Market Message Guide – Meter Registration

Segment and Field Level Identifier – 010 Message			Rpt	Optionality	Description / Purpose and composition instructions	Validation
3	FLD	Organisation Name 2			This field can be used as overflow for the name of a company or organisation.	Will be compared against records held by DSO to determine if a Change of Legal Entity has occurred
3	FLD	Registered Company Number			Registered Company Number is the number of a business as allocated by the Company Registration Office.	Will be compared against records held by DSO to determine if a Change of Legal Entity has occurred
3	FLD	Trading As			This field can be used to populate information on companies / organisations that have a trading as name.	Not validated by MRSO
2	FLD	Supplier ID	1	Mandatory	The Supplier to whom the Meter Point will be registered, obtained from the list of Party ID codes issued by MRSO.	MRSO will check that the Supplier ID must be a valid ID that identifies a Supplier entitled to register a Meter Point under the legislation and in accordance with the Trading and Settlement Code.
2	FLD	Supplier Unit ID	1	Mandatory	Format SU_nnnnnn The Supplier Unit ID must be valid for the supplier and the Supplier Unit is not a Trading Site Supplier Unit	MRSO will check that the Supplier Unit ID must be a valid Supplier Unit ID for the Supplier ID
2	FLD	SSAC	1	Mandatory	The arrangement under which consumption usage will be aggregated for settlement. This is selected from the list of codes issued by MRSO and must be an arrangement that is valid for the Supplier Unit with respect to the Settlement Class of the Meter Point. . The	MRSO will check that the SSAC is an arrangement that is valid for the Supplier Unit with respect to the Settlement Class of the Meter Point. The current valid values are 'A' for all suppliers except PES who use 'F'.

Retail Market Message Guide – Meter Registration

Segment and Field Level Identifier – 010 Message			Rpt	Optionality	Description / Purpose and composition instructions	Validation
					current valid values are 'A' for all suppliers except PES who use 'F'.	
2	FLD	Supply Agreement Flag	1	Mandatory	<p>A Boolean message flag that indicates the existence of an agreement to supply electricity to the customer identified in the message at the Meter Point being registered. It must be set as follows:</p> <ul style="list-style-type: none"> • 1 i.e. a logical value of True, where the Supplier has concluded an agreement to supply electricity to the customer at the Meter Point • 0 i.e. a logical value of False, where the Supplier has not concluded an agreement to supply electricity to the customer at the Meter Point 	MRSO will check that the Supply Agreement flag is set as 'True'.
2	FLD	Change of Tenant / Legal Entity	1	Mandatory	<p>A Boolean flag that indicates that the identity of the customer has changed. It must be set as follows:</p> <ul style="list-style-type: none"> • 1 i.e. a logical value of True, if the customer is different to that with whom the current supplier has an agreement. • 0 i.e. a logical value of False, if the customer is the same as that with whom the current supplier has an agreement. 	Where the MIC is equal to or exceeds medium voltage and there is a Change of Legal Entity determined here or from the Customer Name information provided above then MRSO will check for the existence of a Connection Agreement signed by the customer.

Retail Market Message Guide – Meter Registration

Segment and Field Level Identifier – 010 Message			Rpt	Optionality	Description / Purpose and composition instructions	Validation
2	FLD	Change of Supplier Read Arrangement	1	See Instructions	<p>A code that indicates the type of read to be used at a Change of Supplier which is provided for Non Interval Meter Points only.</p> <p>It must only be provided where the registration is for a metered Non Interval Meter Point that is already registered. It is not required in any other circumstances. If the field is used for an Interval Meter Point this will cause rejection of the registration.</p> <p>Where used it should be selected from one of the following::</p> <ul style="list-style-type: none"> • CR – Customer Read. This indicates that the Supplier will provide a customer read to affect the changeover. The customer read may be provided as part of message 010 (see Meter Readings) or at a later date using message 210. Where the meter can be read remotely, an ESN obtained remote reading will be used. In this case, any reading on the message 010 will be rejected and a reading provided on the message 210 will also be rejected on the message 303R. If Customer Reading is 	<p>MRSO will reject the registration if:</p> <ul style="list-style-type: none"> • A Read Arrangement is not provided for a metered Non Interval Meter Point that is already registered (i.e. for a Change of Supplier). • A Read Arrangement is provided for an Interval Meter Point • A Read Arrangement is set to 'CR' (Customer Read) for a Maximum Demand Meter Point • A Read Arrangement is set to 'DR' (SoLR) when there is no active SoLR event. • MRSO will disregard a Read Arrangement specified for a New Connection or for a requested Smart Data Services change that results in a Meter reconfiguration. • Where a read is provided for a requested Smart Data Services change that results in a Meter configuration, it will be rejected on the message 303R.

Retail Market Message Guide – Meter Registration

Segment and Field Level Identifier – 010 Message			Rpt	Optionality	Description / Purpose and composition instructions	Validation
					<p>used for a Maximum Demand Meter Point then the registration will be rejected.</p> <ul style="list-style-type: none"> • SC – Scheduled Read. This indicates that the Supplier will await the next scheduled reading date to affect the Change of Supplier. • SP – Special Read. Supplier request Special Read. • MC – Meter Change. This indicates that the Supplier requires the DSO to perform a meter configuration change, the opening reads from which will be used to affect the Change of Supplier. If this is used then a Meter Configuration Code must be provided below. • DR – SoLR. This indicates that the Supplier wishes to register a defaulting supplier’s site when a SoLR event has been declared by the regulator. 	
2	FLD	Change of Supplier Estimate Acceptable	1	See Instructions	<p>A Boolean flag to indicate the acceptability of an estimate as an alternative in the case of failure to obtain an actual or customer read.</p> <p>The estimate acceptable flag should be set to 1 i.e. a logical value of True if all the following are true:</p>	<p>MRSO will disregard an Estimate Acceptable value of ‘true’ in the following circumstances:</p> <ul style="list-style-type: none"> • A New Connection • A Change of Supplier for an Interval Meter Point or an Non Interval Maximum Demand Meter Point

Retail Market Message Guide – Meter Registration

Segment and Field Level Identifier – 010 Message			Rpt	Optionality	Description / Purpose and composition instructions	Validation
					<ul style="list-style-type: none"> the Supplier has specified Customer Read, Special Read or Scheduled Read as the Read Arrangement; the Meter Point is not a Maximum Demand Meter Point; and <p>The Supplier is willing to accept an estimate from MRSO if the Customer, Special Scheduled or ESNB read cannot be obtained or proves to be invalid.</p>	<ul style="list-style-type: none"> Where there has been no actual or customer read in the previous twelve months
2	FLD	Meter Configuration Code	1	See Instructions	<p>A code to indicate that a change is required by the New Supplier to the functionality delivered by the metering installed at a Meter Point.</p> <p>It must be provided if, and only if, the Change of Supplier Read Arrangement is set to 'MC' (Meter Change) and denotes the required functionality selected from the list issued by DSO. The code must represent a permissible change, as defined by DSO, from the current Meter Configuration.</p> <p>The allowable MCC changes for Change of Supplier are:</p> <p>MCC 01 to MCC 02</p> <p>MCC 02 to MCC 01</p>	<p>MRSO will validate the Meter Configuration Code if the Change of Supplier Read Arrangement is set to 'MC' (Meter Change). If so, the registration request will be rejected if:</p> <ul style="list-style-type: none"> The code does not represent a permissible change from the current Meter Configuration. The code is not present.

Retail Market Message Guide – Meter Registration

Segment and Field Level Identifier – 010 Message		Rpt	Optionality	Description / Purpose and composition instructions	Validation	
				<i>Refer to the data published by ESB DSO to identify permitted Meter Configuration changes.</i>		
2	FLD	Tariff Configuration Code	1	Optional	Not used in ROI	No validation on this field
2	FLD	Security Question	1	Optional	Not used in ROI	No validation on this field
2	FLD	Security Answer	1	Optional	Not used in ROI	No validation on this field
2	FLD	Meter Reader Password	1	Optional	Not used in ROI	No validation on this field
2	FLD	Debt Transfer Flag	1	Optional	Not used in ROI	No validation on this field
2	FLD	Appointment ID	1	Optional	Not used in ROI	No validation on this field
2	FLD	Prepayment Type	1	Optional	Not used in ROI	No validation on this field
2	FLD	Meter Works Type Code	1	Optional	Not used in ROI	No validation on this field
2	FLD	Access Arrangements	1	Optional	Not used in ROI	No validation on this field
2	SEG	Change of Tenancy History	1	Optional	Not used in ROI	No validation on this field
3	FLD	Previous Supplier	1	Optional	Not used in ROI	No validation on this field
3	FLD	Previous Account Number	1	Optional	Not used in ROI	No validation on this field
3	FLD	Previous MPRN		Optional	Not used in ROI	No validation on this field
3	FLD	Previous Address		Optional	Not used in ROI	No validation on this field

Retail Market Message Guide – Meter Registration

Segment and Field Level Identifier – 010 Message			Rpt	Optionality	Description / Purpose and composition instructions	Validation
2	SEG	Customer Contact Details	1	Optional	A set of details enabling the customer to be contacted. See Common Data Segments for detailed notes on structure and population	Not validated by MRSO
2	SEG	Notification Address	1	Optional	An address for correspondence with customers. The Notification Address should only be provided if the Meter Point Address is not the address for correspondence. See Common Data Segments for detailed notes on structure and population.	See Common Data Segments doc for detailed validations at field level.
2	FLD	Contact Name	1	See instructions	This is the contact name of a person available for contacting for Technical purposes relating to the Meter Point where this is different to the Customer Contact. This field must be provided where Technical contact details are provided.	No individual validation of this field.
2	SEG	Technical Contact Details	1	See instructions	This segment refers to the technical contact phone numbers for a technical representative. This segment must be populated where Suppliers are creating new technical contact details for an MPRN or where they are changing existing technical contact details.	No individual validation of this segment.
3	FLD	Phone number 1	1	See instructions	This is the principal phone number of a Technical contact and must be populated by Supplier	No individual validation of this field

Retail Market Message Guide – Meter Registration

Segment and Field Level Identifier – 010 Message		Rpt	Optionality	Description / Purpose and composition instructions	Validation
3	FLD Phone Ext1	1	See instructions	This is the principal phone number overflow field for storing number extensions where applicable	No individual validation of this field.
3	FLD Phone number 2	1	Optional	This field can be used for the secondary phone number where this is required.	No individual validation of this field.
3	FLD Phone Ext2	1	Optional	This is the secondary phone number overflow field for storing number extensions where applicable.	No individual validation of this field.
3	FLD Fax	1	Optional	This field is intended to store a Fax telephone number where applicable	No individual validation of this field.
3	FLD Fax Ext	1	Optional	This field is intended to store a Fax extension telephone number where applicable	No individual validation of this field.
3	FLD Email	1	Optional	This field is intended to store electronic mail address details where applicable	<p>Message will fail validation if email is not structured to the following rules:</p> <ul style="list-style-type: none"> * A mail address may contain the character @ only once * There must not be a full-stop at the beginning * There must not be a full-stop immediately before the character @ * There must not be a full-stop immediately after the character @ * There must not be a full-stop at the end of the address * There must not be two subsequent full-stops in the address * There must be no blank character in the address <p>Where an invalid email address is received, the message in its entirety will be rejected via 102R</p>

Retail Market Message Guide – Meter Registration

Segment and Field Level Identifier – 010 Message			Rpt	Optionality	Description / Purpose and composition instructions	Validation
						(101R for new registration) with Reject Reason EMA.
2	SEG	Street Type Address (Technical)	1	See instructions	Street type address provides details such as Street Name, House no etc. This segment is mandatory where a street type address is being provided or changed as part of Technical Contact details.	No individual validation at segment level
3	FLD	C/O Name	1	Optional	This is the name to which correspondence can be addressed where this is different to the contact name.	No individual validation of this field.
3	FLD	Unit No.	1	Optional	This field can be used to populate information relating to the unit, flat or apartment number that can be part of an address	No individual validation of this field.
3	FLD	Addr Line 1	1	Optional	This field can be used as overflow for address details that apply before the street part of an address.	No individual validation of this field.
3	FLD	Addr Line 2	1	Optional	This field can be used as overflow for address details that apply before the street part of an address.	No individual validation of this field.
3	FLD	House No.	1	Optional	This can be used to populate the number of a premises given as part of an address	No individual validation of this field.
3	FLD	Street	1	Mandatory	This field stores information relating to the street part of an address and must be populated if the segment is provided.	Message will fail validation if segment is provided and this field is left blank.

Retail Market Message Guide – Meter Registration

Segment and Field Level Identifier – 010 Message			Rpt	Optionality	Description / Purpose and composition instructions	Validation
3	FLD	Addr Line 4	1	Optional	This field can be used as overflow for address details that apply after the street part of an address.	No individual validation of this field.
3	FLD	Addr Line 5	1	Optional	This field can be used as overflow for address details that apply after the street part of an address.	No individual validation of this field.
3	FLD	Postal code	1	Optional	This is the Postal Code given as part of an address where appropriate. Ireland has implemented a Postal Code system called Eircode and where available it is recommended that these Postal Codes for Technical Contact Details are communicated in Market Messages. They should conform to the Eircode structure A65F4E2 (there is one allowable exception for the first three characters viz.D6W) where each Eircode is comprised of seven uppercase alpha/numeric characters.	No individual validation of this field.
3	FLD	City	1	Optional	Used to populate the details of which City an address resides in where appropriate	No individual validation of this field.
3	FLD	County - Ireland	1	See instructions	A field denoting the county in Ireland in which an address resides. See the list of data codes for permissible values here. If the Technical (Street Type) Address is in Ireland this item must be populated.	Message will fail validation if item does not match one of allowed code values
3	FLD	County / State	1	Optional	This denotes the county in which an address is situated. This is a free text 40 character field for use in non – Irish Addresses.	No individual validation of this field.

Retail Market Message Guide – Meter Registration

Segment and Field Level Identifier – 010 Message			Rpt	Optionality	Description / Purpose and composition instructions	Validation
3	FLD	Country	1	See instructions	A field that makes up part of an address denoting in which country the address resides. See the list of data codes for permissible values here. This field must be populated where a Technical Contact Address is provided.	Message will fail validation if item is left blank or does not match one of allowed code values where the segment is provided.
2	FLD	Medical Equipment Special Needs	1	See Instructions	<p>A code indicating the type of special medical equipment needs that a customer has.</p> <p>If the customer has special medical equipment needs then the relevant code should be selected from the following:</p> <ul style="list-style-type: none"> ▪ 0003 – Life Support ▪ 0004 – Non Life Support ▪ 0005 – Medical Institution. 	<p>MRSO will store updates only where this code is set to 0003, 0004 or 0005.</p> <p>Where the code Medical Institution 0005 is submitted on a 010 message for a DG1 or DG2, the 010 message will be rejected using the 101R or 102R, with the Reject Reason Code IA</p>
2	FLD	Display on Extranet	1	See Instructions	.A Boolean message flag to indicate whether the Priority Services Register code(s) for the MPRN should be displayed on the ROI MP Extranet and the dom\$_CUST Downloadable Meter Point Details File. This field is mandatory if either Medical Equipment Special Needs codes 0003 or 0004 are populated on this message and this flag should be 'Y' or 'N'.	MRSO will store updates if provided
2	SEG	Customer Service Special Needs	0..N	Optional	Add new segment to carry one or more Customer Special Needs Codes	

Retail Market Message Guide – Meter Registration

Segment and Field Level Identifier – 010 Message			Rpt	Optionality	Description / Purpose and composition instructions	Validation
3	FLD	CustomerService DetailsCode	1..N	Mandatory	<p>A code or set of codes indicating the type of special customer service need(s) that a customer has.</p> <p>If the customer has special customer service needs then the relevant code or codes should be selected from the following:</p> <ul style="list-style-type: none"> • 0001 Visually Impaired • 0002 Speech Impaired • 0003 Hearing Impaired • 0004 Elderly • 0005 Language Difficulty • 0006 Learning Difficulty • 0007 Mobility Impaired • 0008 Dexterity Impaired • 0009 Mental Health • 0010 Other <p>New code 0010 Other is included in the schema but should not be selected by Market Participants</p>	<p>One or more customer special needs codes as provided by the Supplier will be validated against the permitted list. If the message is fully valid, all codes provided will be listed on a 101 market message and again on any subsequent associated 105 market message. Any invalid codes will be flagged with a Reject Reason Code of DIJ for each invalid code on a single 101R or 102R market message, except where the code 0010 Other is submitted on an 010, the message, in its entirety, will be rejected using the 101R or 102R, with the Reject Reason Code IID.</p> <p>MRSO will store updates if provided.</p>
2	SEG	Smart Data Services	0..1	Optional	<p>This segment contains the Interval and Non Interval Smart Data Services applicable to a Smart Meter</p>	<p>Once there are Smart Data Service this segment must be present otherwise the message will be rejected on 102R (101R for new registration) with Reject Reason Code SCI</p> <p>Where Smart Data Services are requested on a smart meter which is MCC02, the message will be rejected on the 102R (101R for new registration) with reject reason code 'IA'. This segment is only valid where a Smart Meter is present or due to be</p>

Retail Market Message Guide – Meter Registration

Segment and Field Level Identifier – 010 Message			Rpt	Optionality	Description / Purpose and composition instructions	Validation
						<p>present in a New Connection or a Re-Registration, otherwise the message will be rejected on 102R (101R for new registration) with Reject Reason Code NSM</p> <p>If this segment and the Smart Non Participation Details segment is populated the message will be rejected on 102R (101R for new registration) with reject reason code ISR</p>
3	FLD	Smart Data Services Code	1	Mandatory	<p>This field is populated where a Smart Data Service Code is being requested</p> <p>The valid codes are: .</p> <p>01 - Interval Services</p> <p>02 - Non Interval Services</p>	<p>Where the Smart Data Service Code field is populated - this message will fail validation if :</p> <p>The Smart Data Services Code value requested is not supported by the CTF value i.e.</p> <p>If the value of the Smart Data Services Code field is 01 then CTF must be 03 or 04</p> <p>Otherwise a 102R(101R for new registration) will issue with Reject Reason Code SCI</p>
3	FLD	Meter Configuration Code (Required)	1	Mandatory	<p>The Meter Configuration Code (Required) is a code on a message to the supplier to indicate the functionality required by the Supplier to be delivered by the combination of registers physically installed at a meter point. It does not describe the technical attributes of the meter(s).</p>	<p>The message will fail validation and 102R (101R for new registration) will issue with Reject Reason Code SCI where:</p> <p>The required MCC does not correspond with the relevant Smart Data Services Code Field</p> <p>or</p> <p>The MCC specified is a Legacy MCC</p> <p>Allowable Combinations:</p>

Retail Market Message Guide – Meter Registration

Segment and Field Level Identifier – 010 Message			Rpt	Optionality	Description / Purpose and composition instructions	Validation						
						<table border="1"> <tr> <td>Smart Data Service Code</td> <td>Requested MCC</td> </tr> <tr> <td>Interval Data Service (01)</td> <td>MCC12</td> </tr> <tr> <td>Non Interval Data Service (02)</td> <td>MCC16</td> </tr> </table> <p>Or</p> <p>The message will fail validation and 102R (101R for new registration) will issue with Reject Reason Code IMF where:</p> <p>New MCC's 13, 14, 15, 17, 18, 19, 20 are included in the schema but should not be selected by Market Participants</p> <p>Where any of the MCC's 13, 14, 15, 17, 18, 19, 20 are submitted on an 010, the message, will be rejected using the 102R (101R for new registration), with the Reject Reason Code IMF</p>	Smart Data Service Code	Requested MCC	Interval Data Service (01)	MCC12	Non Interval Data Service (02)	MCC16
Smart Data Service Code	Requested MCC											
Interval Data Service (01)	MCC12											
Non Interval Data Service (02)	MCC16											
2	FLD	Smart Non Participation Code	1	Optional	<p>A code indicating the type of Smart Non Participation customer.</p> <p>The relevant code should be selected from the following:</p>	<p>Smart Non Participation codes provided by the Supplier will be validated against the permitted list. If the Smart Non Participation request is fully valid, then the Registration/CoS will continue.</p>						

Retail Market Message Guide – Meter Registration

Segment and Field Level Identifier – 010 Message			Rpt	Optionality	Description / Purpose and composition instructions	Validation
					02 Non Technical Non Participation 03 Multiple Visits No Access Suppliers can only request to remove Smart Non Participation Details	If any of the codes provided is invalid, then the message 010 will be rejected using RejectReasonCode(SNP) on message 101R or 102R Only the removal of 02 and 03 codes is permissible.
2	FLD	Economic Activity Indicator	1	See instructions	A code indicating the type of activity undertaken by the customer in the premises. Where a Change of Legal entity is being notified, this value is only required if the type of economic activity is changing. The code is selected from the two digit NACE codes provided by DSO. This item is mandatory for commercial sites i.e. where the MIC is more than 30kVA.	This message will fail validation and a 101R or 102R will be generated if the site is >30kva and this value is blank or invalid.
2	SEG	Party Contact Details	1	Optional	Details enabling the New Supplier to be contacted in the event of a query with the Registration. See Common Data Segments for detailed notes on structure and population	Not validated by MRSO. See Common data Segment doc for segment details.
2	FLD	Required Date	1	See Instructions	The date that the Supplier either: <ul style="list-style-type: none"> Requires a Registration for an Interval Meter Point to take effect; or 	If the Change of Supplier Read Arrangement is specified as 'CR' (Customer Read) the Required Date must be:

Retail Market Message Guide – Meter Registration

Segment and Field Level Identifier – 010 Message			Rpt	Optionality	Description / Purpose and composition instructions	Validation
					<ul style="list-style-type: none"> Requires a Special Read or Meter Change to be carried out; or Indicates as the date a Customer Read was obtained, if provided <p>The Required date is only required for a Change of Supplier registration where a Scheduled Read is not required. It should be populated as follows:</p> <ul style="list-style-type: none"> For a QH Interval Meter Point it should be the first day on which the registration is required to be effective i.e. at least 5 working days in advance. For a HH Interval Meter Point it should be the first day on which the registration is required to be effective i.e. at least 1 calendar day in advance. For a Non Interval Meter Point where a Special Read or Meter Change is requested, it is the date on which the Supplier requires the work to be done. At least five days notice is required by DSO. The registration to the New Supplier will come into effect on the day following the reading. For a Non Interval Meter Point where a Customer Read is provided and accepted 	<ul style="list-style-type: none"> Not earlier than three days before the date of receipt by MRSO of the registration request Not later than forty days after the date of receipt by MRSO of the registration request <p>If the Change of Supplier Read Arrangement is specified as 'SC' (Scheduled Read) then the Required Date is not needed and is not validated.</p> <p>For Interval Change of Supplier scenarios the Required Date must be:</p> <ul style="list-style-type: none"> For QH, not earlier than five working days after the date of receipt by MRSO of the registration request For HH, not earlier than 1 calendar day after the date of receipt by MRSO of the registration request For both QH and HH, not later than forty working days after the date of receipt by MRSO of the registration request <p>For a New Connection the Required Date is not validated.</p>

Retail Market Message Guide – Meter Registration

Segment and Field Level Identifier – 010 Message			Rpt	Optionality	Description / Purpose and composition instructions	Validation
					<p>as part of the registration message 010, it should be the date the reading was obtained from the meter. This date should not be more than three days prior to receipt by MRSO. The registration to the New Supplier will come into effect on the day following the Required Date.</p> <ul style="list-style-type: none"> • For a Non Interval Meter Point which is not configured for remote reading and where a Customer Read is to be provided at a later date using message 210, it should be the date that the Supplier expects to obtain the reading. The registration to the New Supplier will come into effect on the day following the Read Date specified on message 210. • For a Non Interval Meter Point which has read arrangement CR and which is configured for remote reading it should be the date that the Supplier expects ESNB to obtain the reading ie a maximum of D-3 in the past. The registration to the New Supplier will come into effect on the required date. <p>The Required Date must not be more than forty working days after receipt of the registration message by MRSO.</p>	

Retail Market Message Guide – Meter Registration

Segment and Field Level Identifier – 010 Message			Rpt	Optionality	Description / Purpose and composition instructions	Validation
2	SEG	Meter ID	0..N	Optional	<p>This segment is used to provide Change of Supplier meter readings. Meter Readings may be provided only if Change of Supplier Read Arrangement of 'Customer Read' is specified. In any other circumstance they will be ignored.</p> <p>Even where a Change of Supplier Read Arrangement of 'Customer Read' is specified it is not mandatory to provide Meter Readings. The Supplier may opt to wait until a later date and provide the readings using message 210.</p> <p>Where Meter Readings are provided then the Required Date will be used as the date of the readings. This means that the New Supplier registration will take effect from the day following the Required Date.</p>	.
3	FLD	Meter Category	1	See instructions	A code allocated by Meter Asset Manager to denote the manufacturer and type of meter.	Not validated by MRSO
3	FLD	Serial Number	1	See instructions	<p>The physical number found on a meter.</p> <p>The Serial Number should be provided if there is more than one meter installed. The complete serial number should be provided if possible, but if not, at least the last four digits should be provided. The serial number can be obtained either:</p> <ul style="list-style-type: none"> ○ From the meter itself 	If provided the Data Processor will match the last four characters of the Serial Number to the Serial Number(s) recorded for the Meter Point by DSO and if a unique match cannot be found the readings will be rejected.

Retail Market Message Guide – Meter Registration

Segment and Field Level Identifier – 010 Message				Rpt	Optionality	Description / Purpose and composition instructions	Validation
						<ul style="list-style-type: none"> From information published by DSO 	
3	SEG	Register Level Information		1..N	Mandatory	<p>Where customer readings are to be provided then a reading should be provided for every consumption and wattless register together with sufficient information to identify the appropriate register.</p> <p>In normal circumstances only one of Meter Register Sequence, Timeslot or Register Type is required</p>	The Data Processor will expect a reading for every register installed at the Meter Point. If there are no readings provided for a register then readings will be estimated unless this is precluded by the rules for a Change of Supplier.
4	FLD	Meter Register Sequence	1	See Instructions	<p>An identifier to distinguish between different meter dials on a physical meter or set of meters.</p> <p>The Meter Register Sequence must be provided if neither Timeslot nor Register Type can be provided. If provided, it may be obtained from information published by DSO</p>	If provided, the Data Processor will match the Meter Register Sequence to the Meter Register Sequence (s) recorded for the Meter Point by DSO. If a unique match cannot be found the readings will be rejected.	
4	FLD	Timeslot	1	See Instructions	<p>A code that indicates the period that a meter is recording electricity consumption or Wattless reactive energy.</p> <p>The Timeslot may be provided if neither Meter Register Sequence nor Register Type can be provided. If provided, it may be obtained from information published by DSO.</p> <p><i>Refer to the data published by ESB DSO for the current set of codes.</i></p>	If provided, the Data Processor will match the Timeslot to the Timeslot (s) recorded for the Meter Point and Meter Serial Number matched above. If a unique match cannot be found the readings will be rejected.	

Retail Market Message Guide – Meter Registration

Segment and Field Level Identifier – 010 Message			Rpt	Optionality	Description / Purpose and composition instructions	Validation
4	FLD	Register Type	1	See Instructions	<p>A code that indicates the purpose of the register.</p> <p>The Register Type should be provided if Meter Register Sequence is not provided or if Timeslot is not known or not unique. This will enable the Data Processor to distinguish between the types of register.</p> <p><i>Refer to the data published by ESB DSO for the current set of codes.</i></p>	<p>If provided and the Data Processor cannot otherwise match readings to a register, the Data Processor will match the Register Type to the Register Type (s) recorded for the Meter Point and Meter Serial Number matched above. If a unique match cannot be found the readings will be rejected.</p>
4	FLD	Reading	1	Mandatory	<p>This should be the reading recorded on the read date on the meter register identified by the Serial Number and Meter Register Sequence, Timeslot and Register Type data provided.</p>	<p>Provided the readings are not rejected, the Data Processor will validate the readings according to the rules specified in MPD14.</p>

Retail Market Message Guide – Meter Registration

MRSO will use the data in the message to validate the Suppliers registration. The validations are described above and in the relevant MPD documentation.

If the registration request is accepted then one of the following messages is returned to the Supplier:

- Message 101 indicates acceptance of a New Connection registration
- Message 101P indicates provisional acceptance of a New Connection registration
- Message 102 indicates acceptance of a Change of Supplier registration
- Message 102P indicates provisional acceptance of a Change of Supplier registration

If the registration request is accepted but readings that were provided are rejected then message 303R is returned to the Supplier.

If the registration request is rejected then one of the following messages is returned to the Supplier:

- Message 101R indicates rejection of a New Connection registration
- Message 102R indicates rejection of a Change of Supplier registration

2.4.2 Message 011: Cancel Registration Request

Purpose and Description of Message/Validation

Message 011 is sent by an existing or prospective new Supplier to MRSO in order to request cancellation of a registration to a Meter Point.

Retail Market Message Guide – Meter Registration

1. The message may be sent either before the registration is confirmed or within 65 days following confirmation in the event of an erroneous transfer. Cancellation Reason Code OS is not permissible on MM 011 after the 10 day objection window has expired. MRSO will undertake the validation.

The message may be sent within the Second Wait Period (SWP) in the event of an objection for Debt.

A Supplier may also send message 011 to MRSO in order to request cancellation of a registration to a Meter Point prior to energisation of a new connection.

It identifies the MPRN and the reason for cancellation.

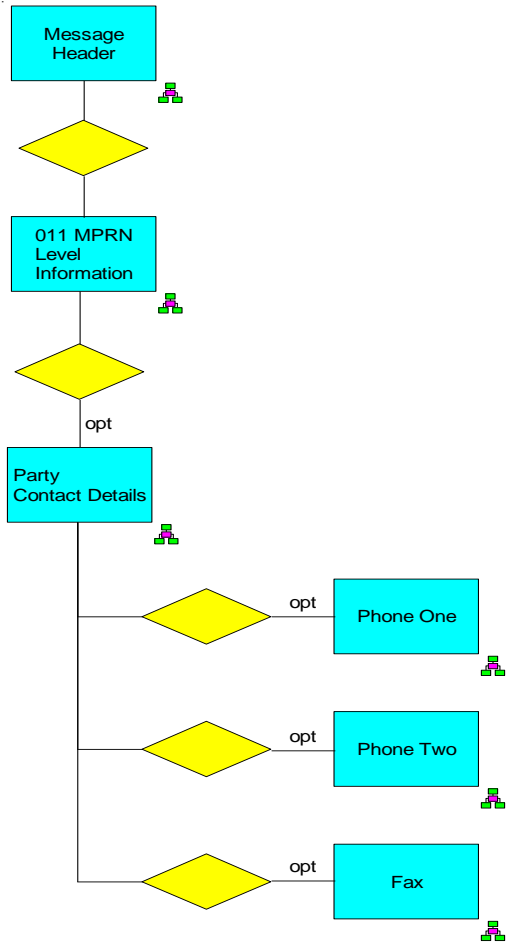
Message 011 is used in the following Market Process:

Process Number and Title		Use of Message
MPD 3	Change of Supplier – Objection and Cancellation	To request cancellation of a pending or completed Change of Supplier
MPD 3.1	Automated Debt Flagging	To request cancellation of a pending Change of Supplier

If message 011 is used to request cancellation of a completed Change of Supplier then, if the request is accepted, the Supplier will be liable to a charge for cancellation.

Data Hierarchy Diagram

Retail Market Message Guide – Meter Registration



Composition Instructions/Validation

Retail Market Message Guide – Meter Registration

The Supplier should follow the instructions below in populating the Cancellation message. MRSO will undertake the validation.

Segment and Field Level Identifier – 011 Message			Rpt	Optionality	Description / Purpose and composition instructions	Validation
1 Message Header			1	Mandatory	See Common Data Segments for detailed notes on structure and population.	Not validated by MRSO
1 MPRN Level Information			1	Mandatory		
2	FLD	MPRN	1		<p>The unique identifying reference number for the Meter Point where the registration is requested to be cancelled.</p> <p>All elements of the MPRN must be provided</p>	<p>The MPRN must either:</p> <ul style="list-style-type: none"> • have a current registration, effective within the previous 65 days, to the requesting Supplier ID; or • be in the process of being registered for a Change of Supplier by the requesting Supplier ID; or • be in the process of being registered as a New Connection by the requesting Supplier ID and not yet be energised <p>the site is not registered to a Trading Site</p>
2	FLD	Market Participant Business Reference	1		The Supplier must provide an internal reference number.	Not validated by MRSO

Retail Market Message Guide – Meter Registration

Segment and Field Level Identifier – 011 Message			Rpt	Optionality	Description/Purpose and composition instructions	Validation
2	FLD	Cancellation Reason	1		<p>A code to indicate why a supplier wishes to cancel a registration. It must be selected from the list of valid reasons issued by MRSO:</p> <ul style="list-style-type: none"> • CR denotes that the customer requested not to proceed with the contract to supply. • OS denotes that the Supplier is cancelling in response to an objection. This code should be used for Change of Supplier only. • SE denotes that the Supplier registered the Meter Point in error but cancellation is not as a result of an objection • DE denotes that the Supplier cancellation of Registration is due to Customer above the Debt threshold with Old Supplier • ME denotes Cooling Off Request. 	<p>The Cancellation Reason must have been selected from the list of valid reasons issued by MRSO.</p> <p>Cooling off Request is not validated by MRSO</p>

Segment and Field Level Identifier – 011 Message			Rpt	Optionality	Description/Purpose and composition instructions	Validation
2	FLD	Supplier ID	1		<p>A code identifying the Supplier requesting the cancellation. It must be set to the identity of the requesting Supplier who will either have:</p>	See MPRN validation above

Retail Market Message Guide – Meter Registration

					<ul style="list-style-type: none"> • A pending registration • A recently confirmed and current registration. 	
2	SEG	Party Contact Details	1		<p>Details enabling the Supplier to be contacted in the event of a query with the request.</p> <p>See Common Data Segments for detailed notes on structure and population</p>	Not validated by MRSO

MRSO will use the data in the message to process the Supplier’s cancellation request. The validations are described above and in the relevant MPD documentation.

Retail Market Message Guide – Meter Registration

If the cancellation request is accepted then one of the following messages is generated:

- Message 111A is sent to the Old Supplier if the request is for cancellation of a Change of Supplier that has been completed and is not subject to an outstanding objection; else
- Message 111 is sent to the New Supplier to indicate cancellation of the registration
- Message 111L is sent to the Old Supplier to indicate cancellation of the registration.

If the cancellation request is rejected then the following messages is returned to the Supplier:

- Message 111R indicates rejection of a cancellation request.

2.4.3 Message 011A: Cancel Change of Supplier Agreement

Purpose and Description of Message/Validation

Message 011A is sent by an Old Supplier to MRSO to indicate agreement, or otherwise, to the cancellation of a New Supplier's registration to a Meter Point. An Old Supplier should only send message 011A in response to receipt of message 111A. MRSO will undertake the validation.

It identifies the MPRN and the reason for cancellation.

Message 011A is used in the following Market Process:

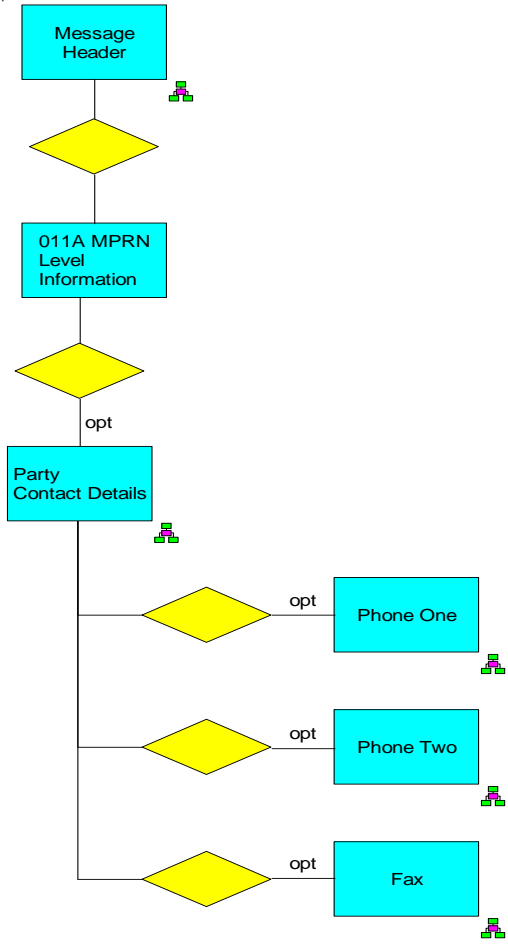
Retail Market Message Guide – Meter Registration

Process Number and Title		Use of Message
MPD 3	Change of Supplier – Objection and Cancellation	To indicate agreement, or otherwise, to the cancellation of a New Supplier's registration to a Meter Point

The Old Supplier has a minimum of 5 days from receipt of the 111A message to indicate their agreement or disagreement by sending the 011A message.

Retail Market Message Guide – Meter Registration

Data Hierarchy Diagram



Retail Market Message Guide – Meter Registration

Composition Instructions/Validation

The Supplier should follow the instructions below in populating the Cancel Change of Supplier Agreement message. MRSO will undertake the validation.

Segment and Field Level Identifier – 011A Message			Rpt	Optionality	Description / Purpose and composition instructions	Validation
1 Message Header			1	Mandatory	See Common Data Segments for detailed notes on structure and population.	Not validated by MRSO
1 MPRN Level Information			1	Mandatory		
2	FLD	MPRN	1		The unique identifying reference number for the Meter Point where the registration is requested to be cancelled. All elements of the MPRN must be provided	MRSO will check that the MPRN was previously registered (within the last 65 days) to the Supplier indicated on the message and that a Cancellation Notification (111A) was previously sent.
2	FLD	Market Participant Business Reference	1	Mandatory	The Supplier must provide an internal reference number.	Not validated by MRSO

Segment and Field Level Identifier – 011A Message			Rpt	Optionality	Description/Purpose and composition instructions	Validation
---	--	--	-----	-------------	--	------------

Retail Market Message Guide – Meter Registration

2	FLD	Cancellation Agreement	1	Mandatory	<p>A Boolean true/false flag indicating that an Old Supplier agrees or does not agree to a cancellation of a Change of Supplier. It must be set to either:</p> <ul style="list-style-type: none"> • 1 i.e. a logical value of True denoting agreement to the request for cancellation; or • 0 i.e. a logical value of False denoting disagreement with the request for cancellation. 	MRSO will check that the flag is set to True or False
2	FLD	Supplier ID	1	Mandatory	A code identifying the Supplier responding to the Change of Supplier Cancellation Notification. It must be set to the previously registered Old Supplier.	See MPRN validation above
2	SEG	Party Contact Details	1	Optional	Details enabling the Supplier to be contacted in the event of a query with the request. See Common Data Segments for detailed notes on structure and population	Not validated by MRSO

MRSO will use the data in the message to process the Old Supplier’s cancellation response. The validations are described above and in the relevant MPD documentation.

If the cancellation agreement flag is set to True and the agreement is accepted then the Old Supplier is registered as of the Change of Supplier date and message 111 will be sent to the New Supplier and 111L to the Old Supplier to indicate cancellation of the Change of Supplier.

If the cancellation agreement flag is set to False and the disagreement is accepted then message 111R will be sent to the New Supplier to indicate that the New Supplier registration will not be cancelled.

Retail Market Message Guide – Meter Registration

2.4.4 Message 012: Notification of Objection

Purpose and Description of Message/Validation

Message 012 is sent by an Old Supplier to MRSO in order to object to the erroneous transfer of a Meter Point to a New Supplier or to object on the grounds of Debt. DSO will undertake validation of the message at segment and field level

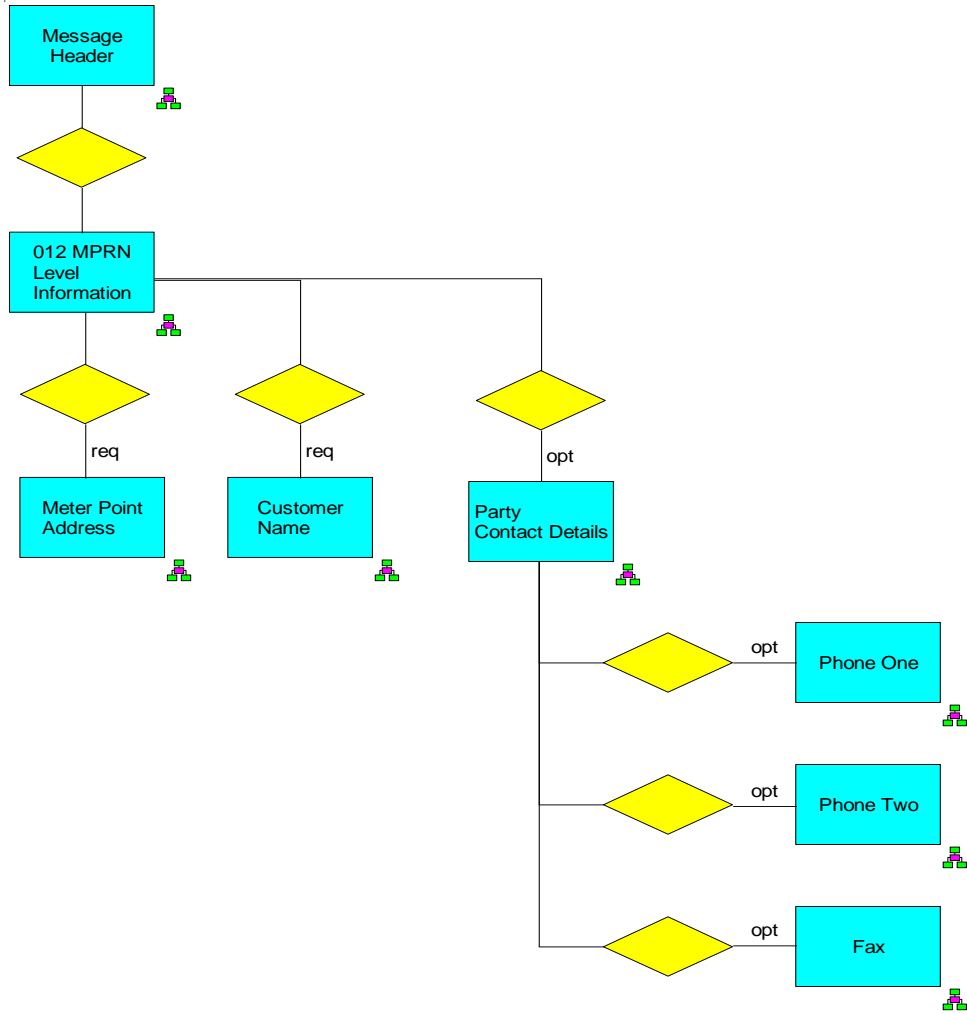
It identifies the MPRN for which an objection is being made together with address and customer identification details.

Message 012 is used in the following Market Process:

Process Number and Title		Use of Message
MPD 3	Change of Supplier – Objection and Cancellation	To object to the erroneous transfer of a Meter Point
MPD 3.1	Automated Debt Flagging	To object on the grounds of debt to a transfer of a Meter Point

Retail Market Message Guide – Meter Registration

Data Hierarchy Diagram



Retail Market Message Guide – Meter Registration

Composition Instructions/Validation

Supplier should follow the instructions below in populating the Objection message. MRSO will undertake validation of the message at segment and field level

Segment and Field Level Identifier – 012 Message			Rpt	Optionality	Description / Purpose and composition instructions	Validation
1 Message Header			1	Mandatory	See Common Data Segments for detailed notes on structure and population.	Not validated by MRSO
1 MPRN Level Information			1	Mandatory		
2	FLD	MPRN	1	Mandatory	The unique identifying reference number for the Meter Point where an objection is being initiated. All elements of the MPRN must be provided	MRSO will check that either: <ul style="list-style-type: none"> the MPRN is registered to the Supplier initiating the objection and a Change of Supplier is in progress**; or the MPRN was previously registered (within the last 60 days) to the Supplier initiating the objection.
2	FLD	Market Participant Business Reference	1	Mandatory	The Supplier must provide an internal reference number.	Not validated by MRSO.
2	SEG	Meter Point Address	1	Mandatory	The address at which the Meter Point is connected.	The Meter Point Address will be compared to that held by DSO. If there is a discrepancy, other than minor differences in spelling, then the objection will be rejected.

Retail Market Message Guide – Meter Registration

Segment and Field Level Identifier – 012 Message			Rpt	Optionality	Description / Purpose and composition instructions	Validation
					Where possible the Supplier should use the address as published by DSO as this will aid validation. See Common Data Segments for detailed notes on structure and population.	
2	SEG	Customer Name	1	Mandatory	The Supplier should provide the name of the customer with whom they have or had an agreement to supply at the Meter Point and Meter Point Address. See Common Data Segments for detailed notes on structure and population.	Not validated by MRSO
2	FLD	Request Status	1	Mandatory	A code that indicates that a request is being initiated. This must be set to: <ul style="list-style-type: none"> • I – denoting initiation of the objection 	Not validated by MRSO
2	FLD	Objection Reason	1	Mandatory	A code to indicate the old supplier's reason for the objection. This must be set to either ET - Erroneous Transfer or DCN Debt Contact Notification.	MRSO will check that this is set to ET - Erroneous Transfer. Or DCN Debt Contact Notification. The Message will fail validation if it is not.
2	FLD	Supplier ID	1	Mandatory	This must be set to the currently or previously registered Supplier that is hereby objecting to the Change of Supplier.	See MPRN validation above
2	SEG	Party Contact Details	1	Optional	Details enabling the Supplier to be contacted in the event of a query with the objection. An entry is recommended to enable the New	Not validated by MRSO

Retail Market Message Guide – Meter Registration

Segment and Field Level Identifier – 012 Message			Rpt	Optionalit y	Description / Purpose and composition instructions	Validation
					Supplier to contact the Old Supplier to discuss the objection. See Common Data Segments for detailed notes on structure and population.	

** If the 012 message is valid and the objection code was ET, the in progress Change of Supplier is suspended for a period of 10 working days, this objection window allows the New Supplier the option to cancel the in progress Change of Supplier.

** If the 012 message is valid and the objection code was DCN, the Second Wait Period (SWP) starts when the 112 message issues to the New Supplier and ends a max of 48hrs later MRSO will use the data in the message to process the Suppliers objection. The validations are described above and in the relevant MPD documentation.

If the objection request is accepted, then:

- Message 112 is sent to the New Supplier to report an objection and give them the opportunity to cancel the Change of Supplier.

If the objection is rejected, then the following message is returned to the Supplier:

- Message 112R indicates rejection of an objection.

2.4.5 Message 012W: Withdrawal of Objection

Retail Market Message Guide – Meter Registration

Purpose and Description of Message/Validation

Message 012W is sent by an old Supplier to MRSO in order to withdraw an objection they have previously made to a Change of Supplier.

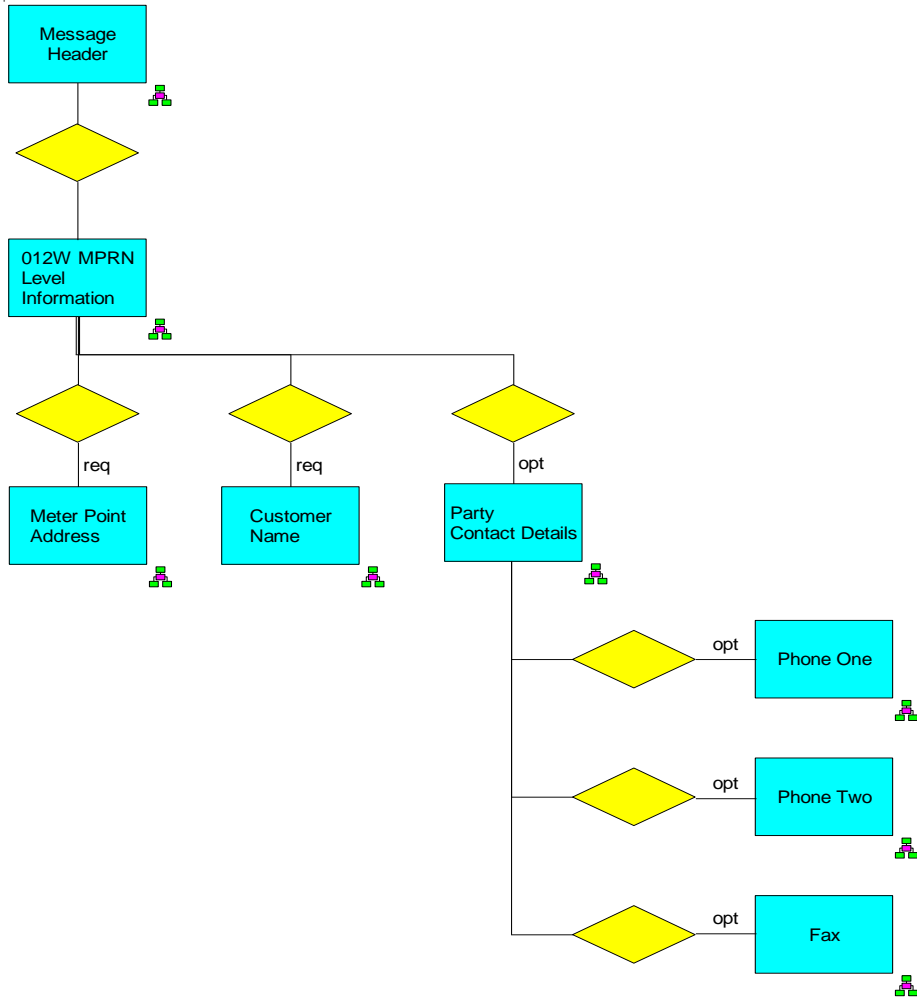
It identifies the MPRN for which the objection is being withdrawn. MRSO will undertake the validation.

Message 012W is used in the following Market Process:

Process Number and Title		Use of Message
MPD 3	Change of Supplier – Objection and Cancellation	To withdraw an objection to a Change of Supplier

Retail Market Message Guide – Meter Registration

Data Hierarchy Diagram



Retail Market Message Guide – Meter Registration

Composition Instructions/Validation

Supplier should follow the instructions below in populating the Objection Withdrawal message. MRSO will undertake the validation.

Segment and Field Level Identifier – 012W Message			Rpt	Optionality	Description / Purpose and composition instructions	Validation
1 Message Header			1	Mandatory	See Common Data Segments for detailed notes on structure and population.	Not validated by MRSO
1 MPRN Level Information			1	Mandatory		
2	FLD	MPRN	1	Mandatory	The unique identifying reference number for the Meter Point where an objection is being withdrawn. All elements of the MPRN must be provided	MRSO will check that the Supplier has previously initiated an objection for this MPRN.
2	FLD	Market Participant Business Reference	1	Mandatory	The Supplier must provide an internal reference number.	Not validated by MRSO
2	SEG	Meter Point Address	1	Mandatory	The address at which the Meter Point is connected. Where possible the Supplier should use the address as published by DSO as this will aid validation. See Common Data Segments for detailed notes on structure and population.	The Meter Point Address will be compared to that held by DSO. If there is a discrepancy, other than minor differences in spelling, then the withdrawal will be rejected.
2	SEG	Customer Name	1	Mandatory	The Supplier should provide the name of the customer with whom they have or had an	Not validated by MRSO

Retail Market Message Guide – Meter Registration

Segment and Field Level Identifier – 012W Message			Rpt	Optionality	Description / Purpose and composition instructions	Validation
					<p>agreement to supply at the Meter Point and Meter Point Address.</p> <p>See Common Data Segments for detailed notes on structure and population.</p>	
2	FLD	Request Status	1	Mandatory	<p>A code that indicates that a request is being withdrawn. This must be set to:</p> <ul style="list-style-type: none"> ○ W – denoting withdrawal of the objection 	Not validated by MRSO
2	FLD	Objection Reason	1	Mandatory	<p>A code to indicate the old supplier’s reason for the objection.</p> <ul style="list-style-type: none"> ○ This must be set to ET - Erroneous Transfer for this message. 	MRSO will check that this is set to ET - Erroneous Transfer. Message will fail validation if it is not.
2	FLD	Supplier ID	1	Mandatory	This must be set to the ID of the Supplier that is hereby withdrawing their objection to the Change of Supplier	See MPRN validation above
2	SEG	Party Contact Details	1	Optional	<p>Details enabling the Supplier to be contacted in the event of a query with the withdrawal.</p> <p>See Common Data Segments for detailed notes on structure and population.</p>	Not validated by MRSO

If accepted, MRSO will process the Supplier’s objection withdrawal by forwarding message 112W to the new Supplier and will continue with any suspended Change of Supplier process.

2.4.6 Message 021: De-Registration Request

Retail Market Message Guide – Meter Registration

Purpose and Description of Message/Validation

Message 021 is sent by an existing Supplier to MRSO in order to de-register a Meter Point. MRSO will undertake the validation.

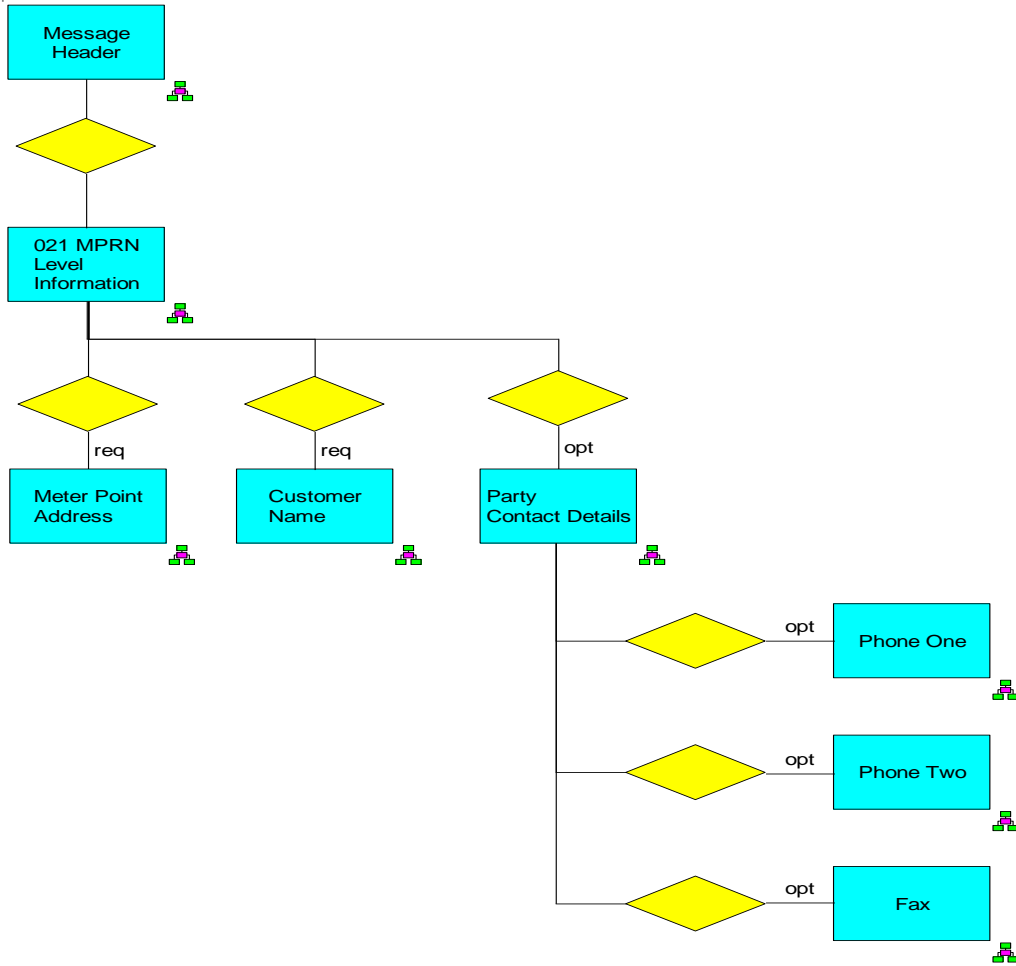
It identifies the MPRN and the reason for de-registration.

Message 021 is used in the following Market Process:

Process Number and Title		Use of Message
MPD 21	De-Registration	To request de-registration of a Meter Point

Retail Market Message Guide – Meter Registration

Data Hierarchy Diagram



Retail Market Message Guide – Meter Registration

Composition Instructions/Validation

Supplier should follow the instructions below in populating the De-Registration message. DSO will undertake validation of the message at segment and field level

Segment and Field Level Identifier – 021 Message			Rpt	Optionality	Description / Purpose and composition instructions	Validation
1 Message Header			1	Mandatory	See Common Data Segments for detailed notes on structure and population.	Not validated by MRSO
1 MPRN Level Information			1	Mandatory		
2	FLD	MPRN	1	Mandatory	The unique identifying reference number for the Meter Point for which de-registration is sought. All elements of the MPRN to be de-registered must be provided	MRSO will check that the MPRN is registered to the Supplier requesting the de-registration
2	FLD	Market Participant Business Reference	1	Mandatory	The Supplier must provide an internal reference number.	Not validated by MRSO
2	SEG	Meter Point Address	1	Mandatory	The address at which the Meter Point is connected. Where possible the Supplier should use the address as published by DSO as this will aid validation.	Not validated by MRSO.

Retail Market Message Guide – Meter Registration

Segment and Field Level Identifier – 021 Message			Rpt	Optionality	Description / Purpose and composition instructions	Validation
					See Common Data Segments for detailed notes on structure and population.	
2	SEG	Customer Name	1	Mandatory	The Supplier must identify the customer with whom they had an agreement to supply electricity at the Meter Point and Meter Point Address. See Common Data Segments for detailed notes on structure and population.	Not validated by MRSO
2	FLD	De-Registration Reason	1	Mandatory	<p>A code to indicate the Supplier's reason for requesting de-registration.</p> <p>The Supplier should indicate one of the following codes:</p> <ul style="list-style-type: none"> • CUS – customer is no longer present at Meter Point • PRM – premise no longer exists at Meter Point (e.g. for reasons of demolition) or connection has been permanently removed at Meter Point 	<p>MRSO will check that De-registration Reason is set to one of the codes allowable. MRSO will also check the following:</p> <ol style="list-style-type: none"> 1. MIC < 100kVA /Meter Point Status = D or DR > 3mths /De-Registration Reason = CUS or PRM # DeRegister 2. MIC < 100kVA /Meter Point Status = D or DR < 3mths /De Registration Reason = CUS # Reject 3. MIC < 100kVA /Meter Point Status = D or DR < 3mths / Reason = PRM # Refer to DSO 4. MIC > 100kVA / Meter Point Status = D or DR > 6mths / Reason = CUS or PRM # DeRegister 5. MIC > 100kVA / Meter Point Status = D or DR > 3mths and < 6mths / Reason CUS or PRM # Refer to DSO
2	FLD	Request Status	1	Mandatory	<p>A code that indicates that a request is being initiated. This must be set to:</p> <ul style="list-style-type: none"> ○ I – denoting initiation of the request 	Not validated by MRSO

Retail Market Message Guide – Meter Registration

Segment and Field Level Identifier – 021 Message			Rpt	Optionality	Description / Purpose and composition instructions	Validation
2	FLD	Supplier ID	1	Mandatory	This must be set to the ID of the Supplier that is registered to the Meter Point and is hereby requesting de-registration.	See MPRN validation above
2	SEG	Party Contact Details	1	Optional	Details enabling the Supplier to be contacted in the event of a query with the request. See Common Data Segments for detailed notes on structure and population.	Not validated by MRSO
2	FLD	Required Date	1	Mandatory	The Supplier should provide date from which de-registration is requested to become effective. If the request is accepted then the last day of the registration will be the day before the Required Date.	<p>MRSO will check that:</p> <ul style="list-style-type: none"> • The required date is not retrospective to the date of receipt by MRSO • The required date is not more than 10 working days later than the date of receipt by MRSO • The Meter Point has been de-energised for three months at the required date. If it has not then, in the certain circumstances outlined in MPD21 the request may be referred to DSO or TSO for acceptance or rejection; otherwise the request is rejected. <p>If the required date is in the future, a 122 message will issue and the de-registration will be applied</p>

MRSO will use the data in the message to process the Supplier’s de-registration request. The validations are described above and in the relevant MPD documentation.

Retail Market Message Guide – Meter Registration

If the de-registration request is accepted then the following messages is generated:

- Message 122 is sent to the Supplier to indicate de-registration of the Meter Point.

If the de-registration request is rejected then the following message is returned to the Supplier:

- Message 122R indicates rejection of a de-registration request.

Retail Market Message Guide – Meter Registration

2.5 Message Directory – MRSO to Supplier

2.5.1 Message 101: New Connection – Registration Acceptance

Purpose and Description of Message

Message 101 is sent by MRSO to a Supplier to advise that a registration request has been accepted and is confirmed as complete and effective. It is also sent to a Supplier of Last Resort to advise that a registration has been made to the Supplier of Last Resort for a Meter Point that has been energised without a registration.

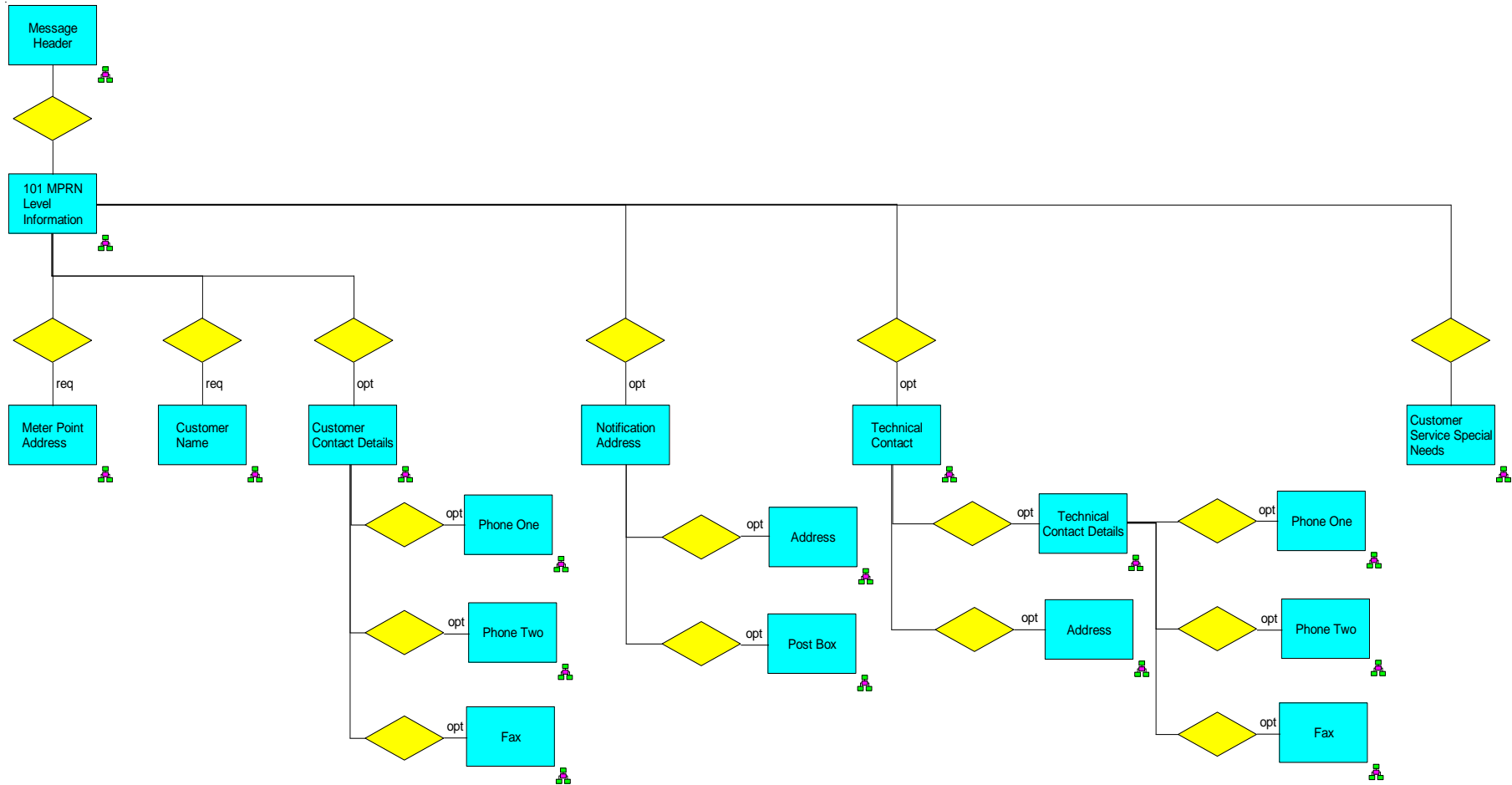
Message 101 is also sent to TSO for Interval Meter Points. Message 101 is used in the following Market Processes:

Process Number and Title		Use of Message
MPD 5	New Non Interval Metered Connection	To accept a registration request for a metered Non Interval Meter Point
MPD 6	New Interval Metered Connection	To accept a registration request for an Interval Meter Point
MPD 7	New Distribution Connected Non-Participant Generator 1.1	To accept a registration request for a new Distribution Connected Non-Participant Generator for import as part of the new connection process
MPD 7	New Distribution Connected Participant Generator 1.2	To accept a registration request for a new Distribution Connected Participant Generator for import as part of the new connection process
MPD 28	New Technical MPRN v1.2	To accept a registration request for a new Single Point Unmetered site as part of the new connection process

If message 101P has been previously sent, message 101 provides a complete refresh of data, including data previously sent using message 101P.

Retail Market Message Guide – Meter Registration

Data Hierarchy Diagram



Retail Market Message Guide – Meter Registration

Message Structure and Interpretation

Segment and Field Level Identifier – 101 Message			Rpt	Optionality	Description and Purpose
1 Message Header			1	Mandatory	See Common Data Segments for detailed notes on structure and population.
1 MPRN Level Information			1	Mandatory	
2	FLD	MPRN	1	Mandatory	The unique identifying reference number for the Meter Point for which the registration has been accepted
2	FLD	Market Participant Business Reference	1	See Instructions	A reference to the Market Participant Business Reference provided in the Message Header of the 010 message sent by the Supplier to MRSO. It enables the Supplier to uniquely identify the original message to which this is the response. This will not be included when the registration is to the Supplier of Last Resort.
2	SEG	Meter Point Address	1	Mandatory	The address at which the Meter Point is connected that is currently held by ESB DSO. See Common Data Segments for a description of individual data fields.
2	FLD	Meter Point Status	1	Mandatory	The current connection status of the Meter Point. This should take the following value: <ul style="list-style-type: none"> • E – Meter Point is Energised
2	FLD	Supplier ID	1	See instructions	The Supplier to whom the Meter Point is registered. This is provided on final acceptance only
2	FLD	Supplier Unit ID	1	Mandatory	The Supplier Unit to which the Meter Point is registered. Format SU_nnnnnn

Retail Market Message Guide – Meter Registration

Segment and Field Level Identifier – 101 Message			Rpt	Optionality	Description and Purpose
2	FLD	SSAC	1	Mandatory	The arrangement, requested by the Supplier, under which consumption usage will be aggregated for settlement.
2	FLD	Settlement Class	1	Mandatory	A code that specifies how data is to be processed and aggregated for Settlement. This will take one of the following values: <ul style="list-style-type: none"> • N – Synthetic profile to be used in settlement • P – Interval data (collected from Interval Meter) to be used in settlement • U – Meter point settled using unmetered profile
2	FLD	Connection System	1	Mandatory	A code that indicates the network to which the Meter Point is connected. This will take one of the following values: <ul style="list-style-type: none"> • DSO_GRID – The Distribution Network operated by ESB DSO • TSO_GRID – The Transmission Network operated by Eirgrid
2	FLD	DUoS Group	1	Mandatory	A code which denotes the current use of system tariff applied by ESB DSO to the Meter Point.
2	FLD	Maximum Import Capacity	1	Optional	The capacity in kVA currently agreed in the connection agreement and permitted to be imported at a meter point.
2	FLD	Load Factor	1	See Description	A code that defines the current pattern of demand and so affects the load profile allocated to a Maximum Demand Meter Point. The code will not be present for Interval or for non-Maximum Demand Meter Points.
2	FLD	Meter Configuration Code	1	See Description	A code that indicates the functionality delivered by the combination of registers that is currently installed at a metered Meter Point, provided where known at the time of acceptance.

Retail Market Message Guide – Meter Registration

Segment and Field Level Identifier – 101 Message			Rpt	Optionality	Description and Purpose
2	FLD	DLF (Distribution Loss Factor) Code	1	Mandatory	A code used to indicate the Distribution Loss Factor. The DLF code is either determined by the connection voltage or may be specific to a site.
2	FLD	Transformer Loss Factor	1	See Description	The factor that is currently applied to account for transformer losses when a meter point is metered at lower voltage than the connection voltage. The majority of sites are not metered in this way and therefore the Transformer Loss Factor will not normally be present.
2	FLD	Essential Plant	1	See Description	A flag will be set to : 1 i.e. a logical value of True – where ESN determine a site is Essential Plant 0 i.e. a logical value of False - where ESN determine a site is no longer Essential Plant
2	SEG	Customer Name	1	Mandatory	The customer name advised by the Supplier. See Common Data Segments for a description of individual data fields.
2	FLD	Change of Tenant / Legal Entity	1	Mandatory	A Boolean message flag that will be set to: <ul style="list-style-type: none"> • 1 i.e. a logical value of True - if MRSO believes that the identity of the customer has changed • 0 i.e. a logical value of False – if MRSO believes that the identity of the customer has not changed
2	SEG	Customer Contact Details	1	See Description	The set of details enabling the customer to be contacted. These are returned if and as advised by the Supplier. See Common Data Segments for a description of individual data fields.

Retail Market Message Guide – Meter Registration

Segment and Field Level Identifier – 101 Message			Rpt	Optionality	Description and Purpose
2	SEG	Notification Address	1	See Description	The address for correspondence with customers. These are returned if and as advised by the Supplier. See Common Data Segments for a description of individual data fields.
2	FLD	Contact Name (Technical)	1	See instructions	This is the contact name of a person available for contacting for Technical purposes relating to the Meter Point where this is different to the Customer Contact. This field must be provided where Technical contact name details are being added or changed for an MPRN.
2	SEG	Technical Contact Details	1	See instructions	This segment refers to the technical contact phone numbers for a technical representative. This segment must be populated where Suppliers are creating new technical contact details for an MPRN or where they are changing existing technical contact details.
3	FLD	Phone number 1	1	See instructions	This is the principal phone number of a Technical contact and must be populated by Supplier
3	FLD	Phone Ext1	1	Optional	This is the principal phone number overflow field for storing number extensions where applicable
3	FLD	Phone number 2	1	Optional	This field can be used for the secondary phone number where this is required.
3	FLD	Phone Ext2	1	Optional	This is the secondary phone number overflow field for storing number extensions where applicable.
3	FLD	Fax	1	Optional	This field is intended to store a Fax telephone number where applicable
3	FLD	Fax Ext	1	Optional	This field is intended to store a Fax extension telephone number where applicable
3	FLD	Email	1	Optional	This field is intended to store email address details where applicable

Retail Market Message Guide – Meter Registration

Segment and Field Level Identifier – 101 Message			Rpt	Optionality	Description and Purpose
2	SEG	Street Type Address (Technical)	1	See instructions	Street type address provides details such as Street Name, House no etc. This segment is mandatory where a street type address is being provided or changed as part of Technical Contact details.
3	FLD	C/O Name	1	Optional	This is the name to which correspondence can be addressed where this is different to the contact name.
3	FLD	Unit No.	1	Optional	This field can be used to populate information relating to the unit, flat or apartment number that can be part of an address
3	FLD	Addr Line 1	1	Optional	This field can be used as overflow for address details that apply before the street part of an address.
3	FLD	Addr Line 2	1	Optional	This field can be used as overflow for address details that apply before the street part of an address.
3	FLD	House No.	1	Optional	This can be used to populate the number of a premises given as part of an address
3	FLD	Street	1	Mandatory	This field stores information relating to the street part of an address and must be populated if the segment is provided.
3	FLD	Addr Line 4	1	Optional	This field can be used as overflow for address details that apply after the street part of an address.
3	FLD	Addr Line 5	1	Optional	This field can be used as overflow for address details that apply after the street part of an address.
3	FLD	Postal code	1	Optional	This is the Postal Code given as part of an address where appropriate. Ireland has implemented a Postal Code system called Eircode and where available it is recommended that these Postal Codes for Technical Contact Details are communicated in Market Messages.

Retail Market Message Guide – Meter Registration

Segment and Field Level Identifier – 101 Message			Rpt	Optionality	Description and Purpose
					They should conform to the Eircode structure A65F4E2 (there is one allowable exception for the first three characters viz.D6W) where each Eircode is comprised of seven uppercase alpha/numeric characters.
3	FLD	City	1	Optional	Used to populate the details of which City an address resides in where appropriate
3	FLD	County - Ireland	1	See instructions	A field denoting the county in Ireland in which an address resides. See the list of data codes for permissible values here. If the Technical (Street Type) Address is in Ireland this item must be populated.
3	FLD	County / State	1	Optional	This denotes the county in which an address is situated. This is a free text 40 character field for use in non – Irish Addresses.
3	FLD	Country	1	See instructions	A field that makes up part of an address denoting in which country the address resides. See the list of data codes for permissible values here. This field must be populated where a Technical Contact Address is provided.
2	FLD	Medical Equipment Special Needs	1	See instructions	A code indicating the type of medical equipment special needs that a customer has, returned if and as advised by the Supplier.
2	SEG	Customer Service Special Needs	0..N	Optional	Add new segment to carry one or more Customer Special Needs Codes
3	FLD	CustomerServiceDetailsCode	1..N	Mandatory	A code or set of codes indicating the type of special customer service need(s) that a customer has. If the customer has special customer service needs then the relevant code or codes should be selected from the following: <ul style="list-style-type: none"> • 0001 Visually Impaired

Retail Market Message Guide – Meter Registration

Segment and Field Level Identifier – 101 Message			Rpt	Optionality	Description and Purpose
					<ul style="list-style-type: none"> • 0002 Speech Impaired • 0003 Hearing Impaired • 0004 Elderly • 0005 Language Difficulty • 0006 Learning Difficulty • 0007 Mobility Impaired • 0008 Dexterity Impaired • 0009 Mental Health <p>Validation ensures that only codes relevant to ROI are provided and invalid codes are rejected.</p>
2	FLD	Maximum Export Capacity	1	See instructions	The capacity in kVA currently agreed in the connection agreement and permitted to be exported at a meter point, provided only where a Generation Unit is being registered.
2	FLD	Read Frequency	1	See instructions	A code that indicates the frequency with which a meter reading is scheduled to be taken by ESB Data Collector. Provided for Non Interval Meter Points where known at the time of acceptance.
2	FLD	Read Cycle Day	1	See instructions	The day in a 41 day cycle that a meter is due to be read. Provided for Non Interval Meter Points where known at the time of acceptance.
2	FLD	DUoS Billing Frequency Code	1	See Instructions	DUoS billing schedule for an MPRN with Half Hourly Interval Meter: B - Bi-Monthly.
2	FLD	DUOS Billing Cycle	1	See Instructions	The day in a 41 day cycle that a meter is due to be billed. Provided for Half Hourly Meter Points only
2	FLD	Effective From Date	1	See instructions	The effective date of the registration which will normally be the energisation date.
2	FLD	Load Profile	1	See instructions	Load Profile is a code that determines, when coupled with Timeslot, the derived profile to be applied to the consumption for settlement.

Retail Market Message Guide – Meter Registration

Segment and Field Level Identifier – 101 Message			Rpt	Optionality	Description and Purpose
					This will be provided for Non Interval sites only and where available / determined at the time of sending this message.
2	FLD	Registration Receipt Date	1	Mandatory	The date on which MRSO received the originating 010 Registration Request message.
2	FLD	Keypad Premises Number	1	Optional	Not used in ROI.
2	FLD	Comms Technically Feasible	1	Optional	<p>This flag indicates to a supplier the feasibility of the Communications to the Smart meter</p> <p>Valid values are:</p> <ul style="list-style-type: none"> • 01 • 02 • 03 • 04 <p>Sites with legacy meters and smart meters that are awaiting Comms technically feasible confirmation will not show this field</p>
2	SEG	Smart Data Services	0..1	Optional	This segment contains the Interval and Non Interval Smart Data Services applicable to a Smart Meter
3	FLD	Smart Data Services Code	1	Mandatory	<p>This field is populated where a Smart Data Service Code has been requested</p> <p>The valid codes are:</p> <p>01 – Interval Services</p> <p>02 - Non Interval Services</p>

Retail Market Message Guide – Meter Registration

Segment and Field Level Identifier – 101 Message			Rpt	Optionality	Description and Purpose
3	FLD	Meter Configuration Code (Required)	1	Mandatory	The Meter Configuration Code (Required) is a code on a message to the supplier to indicate the functionality required by the Supplier to be delivered by the combination of registers physically installed at a meter point. It does not describe the technical attributes of the meter(s).
2	FLD	Smart Non Participation Code	1	Optional	Code to identify Smart Non Participation details as 02 Non Technical Non Participation 04 Smart Meter Exchange Deferred

Retail Market Message Guide – Meter Registration

2.5.2 Message 101P: New Connection – Provisional Acceptance

Purpose and Description of Message

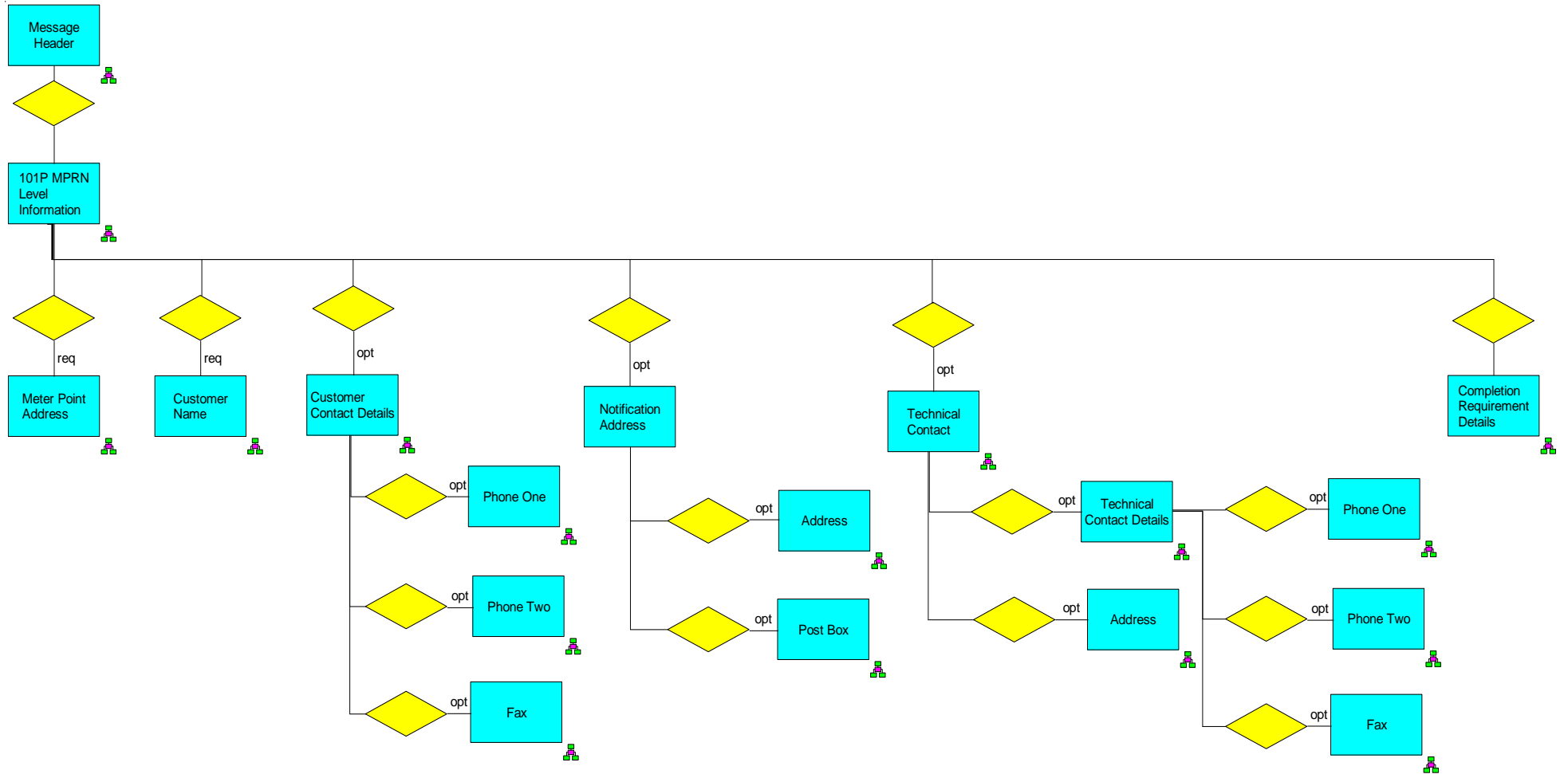
Message 101P is sent by MRSO to a Supplier to advise that a registration request has been provisionally accepted i.e. that there are some pre-conditions that must be met before a final acceptance can be sent.

Message 101P is used in the following Market Processes:

Process Number and Title		Use of Message
MPD 5	New Non Interval Metered Connection	To provisionally accept a registration request for a metered Non Interval Meter Point
MPD 6	New Interval Metered Connection	To provisionally accept a registration request for a Interval Meter Point
MPD 7	New Distribution Connected Non-Participant Generator 1.1	To provisionally accept a new Distribution Connected Non-Participant Generator for import as part of the new connection process
MPD 7	New Distribution Connected Participant Generator 1.2	To provisionally accept a new Distribution Connected Participant Generator for import as part of the new connection process
MPD 28	New Technical MPRN v1.2	To provisionally accept a registration request for a new Single Point Unmetered site as part of the new connection process

Retail Market Message Guide – Meter Registration

Data Hierarchy Diagram



Retail Market Message Guide – Meter Registration

Message Structure and Interpretation

Segment and Field Level Identifier – 101P Message			Rpt	Optionality	Description and Purpose
1 Message Header			1	Mandatory	See Common Data Segments for detailed notes on structure and population.
1 MPRN Level Information			1	Mandatory	
2	FLD	MPRN	1	Mandatory	The unique identifying reference number for the Meter Point for which the registration has been accepted
2	FLD	Market Participant Business Reference	1	Mandatory	A reference to the Market Participant Business Reference provided in the Message Header of the 010 message sent by the Supplier to MRSO. It enables the Supplier to uniquely identify the original message to which this is the response.
2	SEG	Meter Point Address	1	Mandatory	The address at which the Meter Point is connected that is currently held by ESB DSO. See Common Data Segments for a description of individual data fields.
2	FLD	Meter Point Status	1	Mandatory	The current connection status of the Meter Point. This will take one of the following values: <ul style="list-style-type: none"> • A – Meter Point is Assigned • D – Meter Point is De-Energised • DR – Meter Point is De-Energised remote
2	FLD	Supplier ID	1	See Instructions	The Supplier to whom the Meter Point is requested to be registered. This will be provided for Full acceptance only.
2	FLD	Supplier Unit ID	1	Mandatory	The Supplier Unit to which the Meter Point is registered. Format SU_nnnnnn

Retail Market Message Guide – Meter Registration

Segment and Field Level Identifier – 101P Message			Rpt	Optionality	Description and Purpose
2	FLD	SSAC	1	Mandatory	The arrangement, requested by the Supplier, under which consumption usage will be aggregated for settlement.
2	FLD	Settlement Class	1	Mandatory	A code that specifies how data is to be processed and aggregated for Settlement. This will take one of the following values: <ul style="list-style-type: none"> • N – Synthetic profile to be used in settlement • P – Interval data (collected from Interval Meter) to be used in settlement • U – Meter point settled using unmetered profile
2	FLD	Connection System	1	Mandatory	A code that indicates the network to which the Meter Point is connected. This will take one of the following values: <ul style="list-style-type: none"> • DSO_GRID – The Distribution Network operated by ESB DSO • TSO_GRID – The Transmission Network operated by Eirgrid
2	FLD	DUoS Group	1	Mandatory	A code which denotes the current use of system tariff applied by ESB DSO to the Meter Point.
2	FLD	Maximum Import Capacity	1	Mandatory	The capacity in kVA currently agreed in the connection agreement and permitted to be imported at a meter point.
2	FLD	Load Factor	1	See Description	A code that defines the current pattern of demand and so affects the load profile allocated to a Maximum Demand Meter Point. The code will not be present for Interval or for non-Maximum Demand Meter Points.
2	FLD	Meter Configuration Code	1	See Description	A code that indicates the functionality delivered by the combination of registers that is currently installed at a metered Meter Point, provided where known at the time of provisional acceptance.

Retail Market Message Guide – Meter Registration

Segment and Field Level Identifier – 101P Message			Rpt	Optionality	Description and Purpose
2	FLD	DLF (Distribution Loss Factor) Code	1	Mandatory	A code used to indicate the Distribution Loss Factor. The DLF code is either determined by the connection voltage or may be specific to a site.
2	FLD	Transformer Loss Factor	1	See Description	The factor that is currently applied to account for transformer losses when a meter point is metered at lower voltage than the connection voltage. The majority of sites are not metered in this way and therefore the Transformer Loss Factor will not normally be present.
2	FLD	Essential Plant	1	See Description	A flag will be set to : 1 i.e. a logical value of True – where ESN determine a site is Essential Plant 0 i.e. a logical value of False - where ESN determine a site is no longer Essential Plant
2	SEG	Customer Name	1	Mandatory	The customer name advised by the Supplier. See Common Data Segments for a description of individual data fields.
2	FLD	Change of Tenant / Legal Entity	1	Mandatory	A flag that will be set to: <ul style="list-style-type: none"> • 1 i.e. a logical value of True - if MRSO believes that the identity of the customer has changed • 0 i.e. a logical value of False – if MRSO believes that the identity of the customer has not changed
2	SEG	Customer Contact Details	1	See Description	The set of details enabling the customer to be contacted. These are returned if and as advised by the Supplier. See Common Data Segments for a description of individual data fields.

Retail Market Message Guide – Meter Registration

Segment and Field Level Identifier – 101P Message			Rpt	Optionality	Description and Purpose
2	SEG	Notification Address	1	See Description	The address for correspondence with customers. These are returned if and as advised by the Supplier. See Common Data Segments for a description of individual data fields.
2	FLD	Contact Name (Technical)	1	See instructions	This is the contact name of a person available for contacting for Technical purposes relating to the Meter Point where this is different to the Customer Contact. This field must be provided where Technical contact name details are being added or changed for an MPRN.
2	SEG	Technical Contact Details	1	See instructions	This segment refers to the technical contact phone numbers for a technical representative. This segment must be populated where Suppliers are creating new technical contact details for an MPRN or where they are changing existing technical contact details.
3	FLD	Phone number 1	1	See instructions	This is the principal phone number of a Technical contact and must be populated by Supplier
3	FLD	Phone Ext1	1	Optional	This is the principal phone number overflow field for storing number extensions where applicable
3	FLD	Phone number 2	1	Optional	This field can be used for the secondary phone number where this is required.
3	FLD	Phone Ext2	1	Optional	This is the secondary phone number overflow field for storing number extensions where applicable.
3	FLD	Fax	1	Optional	This field is intended to store a Fax telephone number where applicable
3	FLD	Fax Ext	1	Optional	This field is intended to store a Fax extension telephone number where applicable
3	FLD	Email	1	Optional	This field is intended to store email address details where applicable

Retail Market Message Guide – Meter Registration

Segment and Field Level Identifier – 101P Message			Rpt	Optionality	Description and Purpose		
2	SEG	Street Type Address (Technical)	1	See instructions	Street type address provides details such as Street Name, House no etc. This segment is mandatory where a street type address is being provided or changed as part of Technical Contact details.		
	3	FLD		C/O Name	1	Optional	This is the name to which correspondence can be addressed where this is different to the contact name.
	3	FLD		Unit No.	1	Optional	This field can be used to populate information relating to the unit, flat or apartment number that can be part of an address
	3	FLD		Addr Line 1	1	Optional	This field can be used as overflow for address details that apply before the street part of an address.
	3	FLD		Addr Line 2	1	Optional	This field can be used as overflow for address details that apply before the street part of an address.
	3	FLD		House No.	1	Optional	This can be used to populate the number of a premises given as part of an address
	3	FLD		Street	1	Mandatory	This field stores information relating to the street part of an address and must be populated if the segment is provided.
	3	FLD		Addr Line 4	1	Optional	This field can be used as overflow for address details that apply after the street part of an address.
	3	FLD		Addr Line 5	1	Optional	This field can be used as overflow for address details that apply after the street part of an address.
	3	FLD		Postal code	1	Optional	This is the Postal Code given as part of an address where appropriate. Ireland has implemented a Postal Code system called Eircode and where available it is recommended that these Postal Codes for Technical Contact Details are communicated in Market Messages.

Retail Market Message Guide – Meter Registration

Segment and Field Level Identifier – 101P Message			Rpt	Optionality	Description and Purpose
					They should conform to the Eircode structure A65F4E2 (there is one allowable exception for the first three characters viz.D6W) where each Eircode is comprised of seven uppercase alpha/numeric characters.
3	FLD	City	1	Optional	Used to populate the details of which City an address resides in where appropriate
3	FLD	County - Ireland	1	See instructions	A field denoting the county in Ireland in which an address resides. See the list of data codes for permissible values here. If the Technical (Street Type) Address is in Ireland this item must be populated.
3	FLD	County / State	1	Optional	This denotes the county in which an address is situated. This is a free text 40 character field for use in non – Irish Addresses.
3	FLD	Country	1	See instructions	A field that makes up part of an address denoting in which country the address resides. See the list of data codes for permissible values here. This field must be populated where a Technical Contact Address is provided.
2	FLD	Maximum Export Capacity	1	See Description	The capacity in kVA currently agreed in the connection agreement and permitted to be exported at a meter point, provided only where a Generation Unit is being registered.
2	FLD	Read Frequency	1	See Description	A code that indicates the frequency with which a meter reading is scheduled to be taken by ESB Data Collector. Provided for Non Interval Meter Points where known at the time of provisional acceptance.

Retail Market Message Guide – Meter Registration

Segment and Field Level Identifier – 101P Message			Rpt	Optionality	Description and Purpose
2	FLD	Read Cycle Day	1	See Description	The day in a 41 day cycle that a meter is due to be read. Provided for Non Interval Meter Points where known at the time of provisional acceptance.
2	FLD	DUoS Billing Frequency Code	1	See Instructions	DUoS billing schedule for an MPRN with Half Hourly Interval Meter: B - Bi-Monthly.
2	FLD	DUOS Billing Cycle	1	See Instructions	The day in a 41 day cycle that a meter is due to be billed. Provided for Half Hourly Meter Points only
2	FLD	Load Profile	1	See Description	Load Profile is a code that determines, when coupled with Timeslot, the derived profile to be applied to the consumption for settlement. This will be provided for Non Interval sites only and where available / determined at the time of sending this message.
2	FLD	Registration Receipt Date	1	Mandatory	The date on which MRSO received the originating 010 Registration Request message.
2	SEG	Provisional Acceptance Completion Requirements	1..N	See Instructions	This segment is provided where a completion requirement exists. An instance of this segment is provided for each Provisional Acceptance completion requirement notified.
3	FLD	Provisional Acceptance Completion Requirement Code	1	See Instructions	The code advises the reason for provisional acceptance and takes the following possible values and more than one code may be present: <ul style="list-style-type: none"> • CAA – Connection Agreement is awaited • ENA – Energisation is Awaited • SDS – Smart Data Services

Retail Market Message Guide – Meter Registration

Segment and Field Level Identifier – 101P Message			Rpt	Optionality	Description and Purpose
2	FLD	Comms Technically Feasible	1	Optional	<p>This flag indicates to a supplier the feasibility of the Communications to the Smart meter</p> <p>Valid values are:</p> <ul style="list-style-type: none"> • 01 • 02 • 03 • 04 <p>Sites with legacy meters and smart meters that are awaiting Comms technically feasible confirmation will not show this field</p>
2	SEG	Smart Data Services	0..1	Optional	This segment contains the Interval and Non Interval Smart Data Services applicable to a smart Meter
3	FLD	Smart Data Services Code	1	Mandatory	<p>This field is populated where a Smart Data Service Code has been requested</p> <p>The valid codes are:</p> <p>01 - Interval Services</p> <p>02 - Non Interval Services</p>
3	FLD	Meter Configuration Code (Required)	1	Mandatory	The Meter Configuration Code (Required) is a code on a message to the supplier to indicate the functionality required by the Supplier to be delivered by the combination of registers physically installed at a meter point. It does not describe the technical attributes of the meter(s).
2	FLD	Smart Non Participation Code	1	Optional	Code to identify Smart Non Participation details as:

Retail Market Message Guide – Meter Registration

Segment and Field Level Identifier – 101P Message			Rpt	Optionality	Description and Purpose
					02 Non Technical Non Participation 04 Smart Meter Exchange Deferred

Retail Market Message Guide – Meter Registration

2.5.3 Message 101R: New Registration Rejection

Purpose and Description of Message

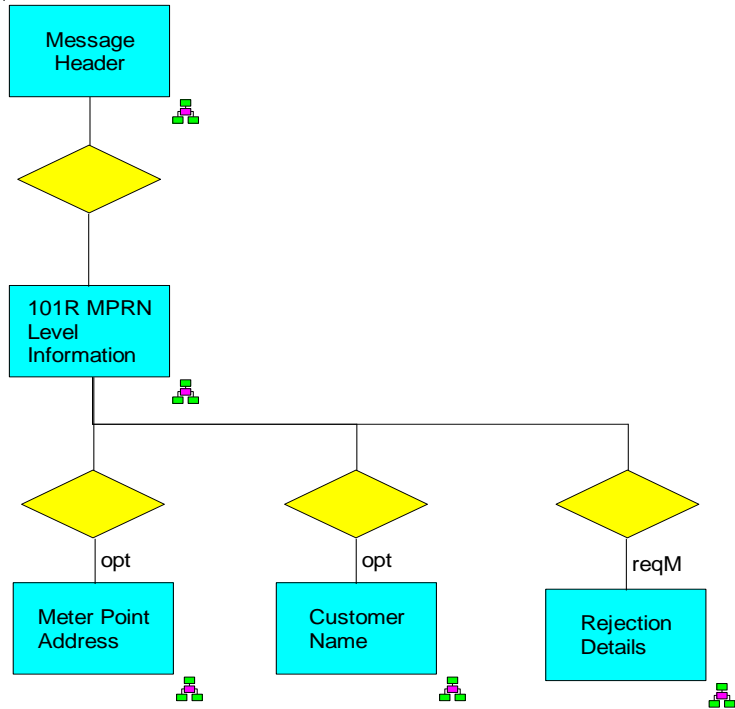
Message 101R is sent by MRSO to a Supplier to advise that a registration request has been rejected.

Message 101R is used in the following Market Processes:

Process Number and Title		Use of Message
MPD 5	New Non Interval Metered Connection	To reject a registration request for a metered Non Interval Meter Point
MPD 6	New Interval Metered Connection	To reject a registration request for a Interval Meter Point
MPD 7	New Distribution Connected Non-Participant Generator 1.1	To reject a registration request for a new Distribution Connected Non-Participant Generator for import as part of the new connection process
MPD 7	New Distribution Connected Participant Generator 1.2	To reject a registration for a new Distribution Connected Participant Generator for import as part of the new connection process
MPD 28	New Technical MPRN v1.2	To reject a registration request for a new Single Point Unmetered site as part of the new connection process
MPD 33	Change of Supplier - Single Point Unmetered	To reject a registration request for a Single Point Unmetered site currently registered to another supplier

Retail Market Message Guide – Meter Registration

Data Hierarchy Diagram



Message Structure and Interpretation

Retail Market Message Guide – Meter Registration

Segment and Field Level Identifier – 101R Message			Rpt	Optionality	Description and Purpose
1 Message Header			1	Mandatory	See <i>Common Data Segments</i> for detailed notes on structure and population.
1 MPRN Level Information			1	Mandatory	
2	FLD	MPRN	1	Mandatory	The unique identifying reference number for the Meter Point for which a Registration Request is rejected
2	FLD	Market Participant Business Reference	1	Mandatory	A reference to the Market Participant Business Reference provided in the Message Header of the 010 message sent by the Supplier. It enables the Supplier to uniquely identify the original message to which this is the response.
2	SEG	Meter Point Address	1	See Description	The address at which the Meter Point is connected that is currently held by ESB DSO. See <i>Common Data Segments</i> for a description of individual data fields.
2	FLD	Supplier Unit ID	1	Mandatory	The Supplier Unit ID as provided by the Supplier. Format SU_nnnnnn
2	FLD	SSAC	1	See Description	The SSAC as provided by the Supplier
2	FLD	Supply Agreement Flag	1	See Description	The Supply Agreement Flag as provided by the Supplier Valid values are: <ul style="list-style-type: none"> • 1 i.e. a logical value of True • 0 i.e. a logical value of False
2	SEG	Customer Name	1	See Description	The Customer Name as provided by the Supplier. See <i>Common Data Segments</i> for a description of individual data fields.

Retail Market Message Guide – Meter Registration

Segment and Field Level Identifier – 101R Message			Rpt	Optionality	Description and Purpose
2	FLD	Registration Receipt Date	1	Mandatory	The date on which MRSO received the originating 010 Registration Request message.
2	SEG	Rejection Details	1..N	Mandatory	<ul style="list-style-type: none"> An instance of this segment is provided for each rejection reason provided, except where the CustomerServiceDetailsCode 0010 Other is submitted on an 010, the message, in its entirety, will be rejected using the 101R with the Reject Reason Code IID or where the code Medical Institution code 0005 (under MESN) comes in a 010 message for a DG1 and DG2 reject the message in its entirety with the Reject Reason Code IA. Where Smart Data Services are requested on a smart meter which is MCC02, the message will be rejected in its entirety with reject reason code 'IA'.
3	FLD	Reject Reason	1	Mandatory	<p>A code to identify why data was rejected</p> <ul style="list-style-type: none"> AMM – The Meter Point Address on the message does not match that held by DSO for the MPRN IGU – The Generator Unit Id on the message does not match that held for the MPRN IMP – The MPRN does not exist or is for a Grouped Un-metered site (either at GMPRN or TMPRN level). Note that if either a New Connections and Change of Supplier operation is rejected because the MPRN is not valid in this jurisdiction, then the rejection issues by way of a 102R message and not the 101R message IMS – The MPRN status is not Assigned, Energised, De-energised. NSA – The Supplier has not warranted that a Supply Agreement exists

Retail Market Message Guide – Meter Registration

Segment and Field Level Identifier – 101R Message			Rpt	Optionality	Description and Purpose
					<ul style="list-style-type: none"> • RP – Another Supplier has submitted a registration for this MPRN • SNK – The Supplier Id is not known • SSS – SSAC is not allowed for use by the Supplier Unit or for the Settlement Class of the Meter Point • IA – Where the code Medical Institution code 0005 (under MESN) comes in a 010 message for a DG1 and DG2 reject the message in its entirety. • IA - Where Smart Data Services are requested on a smart meter which is MCC02, IEA – Invalid / incomplete EAI code • IID - The Customer is a Person but the request did not include a Customer Last Name • IID – The Customer is an Organisation but the request did not include a Customer Name Org_1 • IID – Customer Name details provided contained a mixture of Person and Organisation fields • IID – A User rejected the request because data was invalid or incomplete • IID - Where the CustomerServiceDetailsCode 0010 Other is submitted on an 010. • DIJ - data invalid for jurisdiction (valid until market schema is changed) • SCI – Smart Configuration Invalid where Smart Data Services exist but have not been requested

Retail Market Message Guide – Meter Registration

Segment and Field Level Identifier – 101R Message			Rpt	Optionality	Description and Purpose
					<ul style="list-style-type: none"> • IMF- Invalid Meter configuration Code • SNP – Smart Non Participation details invalid • NSM – No Smart Meter present where Smart Data Services have been requested • ISR – Inconsistent Service Request • EMA- Email Address Invalid

Retail Market Message Guide – Meter Registration

2.5.4 Message 102: Change of Supplier Registration Acceptance

Purpose and Description of Message

Message 102 is sent by MRSO to a New Supplier to advise that their registration request has been accepted. The message does not indicate that the Change of Supplier has taken place; this is indicated by message 105 and typically requires other triggers such as the required date to be reached or readings to be obtained.

The 102 is also sent to the New Supplier where a CoS is in progress

- Following successful completion of a request by the Old Supplier to Re-energise the meter point on an 017 with Meter Point Status Reason Re-Energise (HH PAYG), and where no Smart Data Services change is requested as part of the CoS

Message 102 contains information that is provided by the Supplier to MRSO plus other information about the Meter Point that a Supplier will typically need to know.

Message 102 is used in the following Market Processes:

Process Number and Title		Use of Message
MPD 1	Change of Supplier –Non Interval Metered	To accept a registration of a metered Non Interval Meter Point currently registered to another Supplier
MPD 2	Change of Supplier –Interval Metered	To accept a registration of an Interval Meter Point currently registered to another Supplier Following successful completion of a request by the Old Supplier to Re-energise the meter point on an 017 with Meter Point Status Reason Re-Energise (HH PAYG), and where no Smart Data Services change is requested as part of the CoS

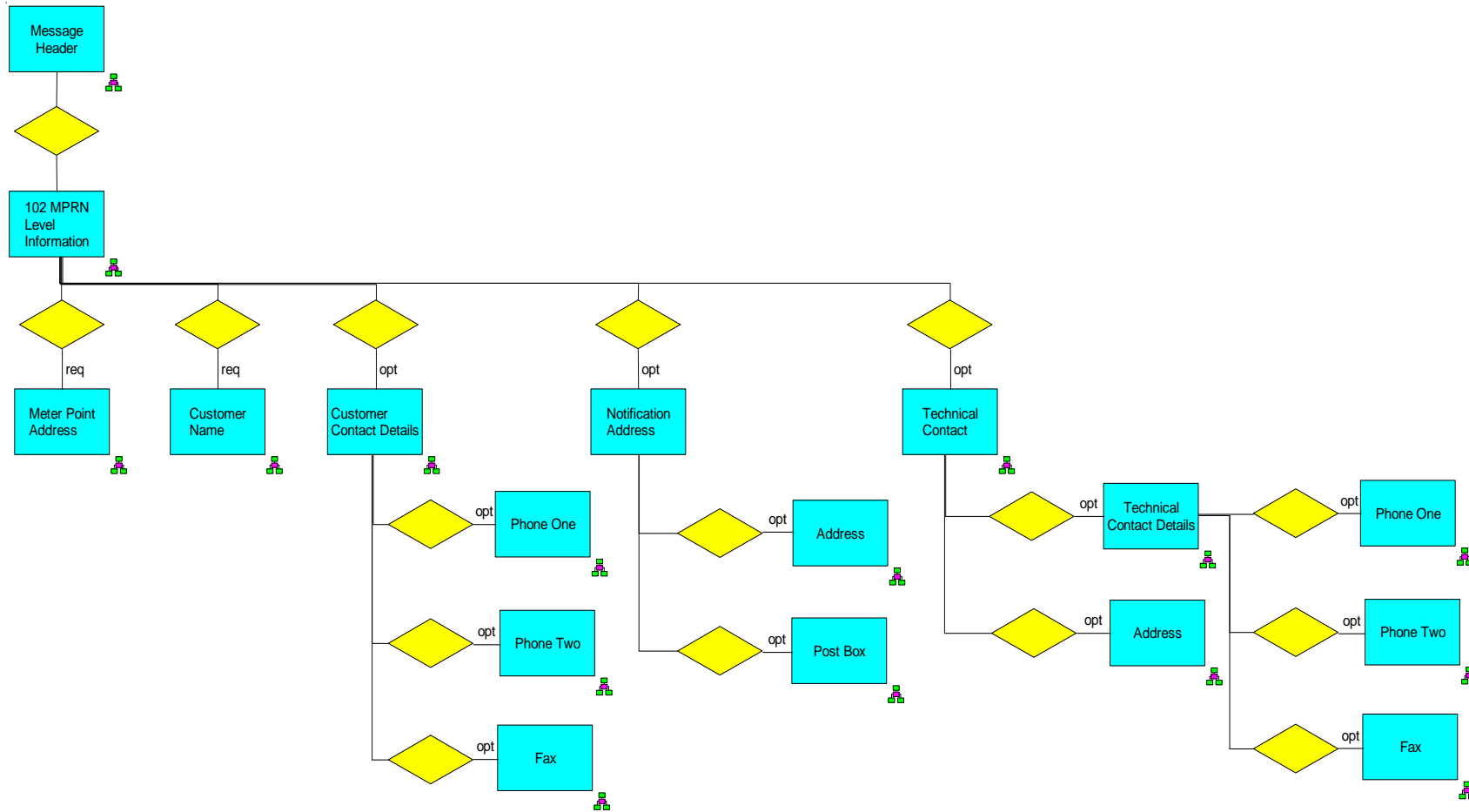
Retail Market Message Guide – Meter Registration

MPD 33	Change of Supplier - Single Point Unmetered	To accept a registration for a Single Point Unmetered site currently registered to another supplier
--------	---	---

If message 102P has been previously sent, message 102 provides a complete refresh of data, including data previously sent using message 102P.

Retail Market Message Guide – Meter Registration

Data Hierarchy Diagram



Retail Market Message Guide – Meter Registration

Message Structure and Interpretation

Segment and Field Level Identifier – 102 Message			Rpt	Optionality	Description and Purpose
1 Message Header			1	Mandatory	See Common Data Segments for detailed notes on structure and population.
1 MPRN Level Information			1	Mandatory	
2	FLD	MPRN	1	Mandatory	The unique identifying reference number for the Meter Point for which the registration has been accepted
2	FLD	Market Participant Business Reference	1	Mandatory	A reference to the Market Participant Business Reference provided in the Message Header of the 010 message sent by the Supplier to MRSO. It enables the Supplier to uniquely identify the original message to which this is the response.
2	SEG	Meter Point Address	1	Mandatory	The address at which the Meter Point is connected that is currently held by ESB DSO. See Common Data Segments for a description of individual data fields.
2	FLD	Meter Point Status	1	Mandatory	The current connection status of the Meter Point. This will take the following values: <ul style="list-style-type: none"> • E – Meter Point is Energised
2	FLD	Supplier Unit ID	1	Mandatory	The Supplier Unit ID as provided by the Supplier to which the meter point will be registered. Format SU_nnnnnn
2	FLD	SSAC	1	Mandatory	The arrangement, requested by the Supplier, under which consumption usage will be aggregated for settlement.
2	FLD	Settlement Class	1	Mandatory	A code that specifies how data is to be processed and aggregated for Settlement. This will take one of the following values: <ul style="list-style-type: none"> • N – Synthetic profile to be used in settlement

Retail Market Message Guide – Meter Registration

Segment and Field Level Identifier – 102 Message			Rpt	Optionality	Description and Purpose
					<ul style="list-style-type: none"> • P – Interval data (collected from Interval Meter) to be used in settlement • U – Meter point settled using unmetered profile
2	FLD	Connection System	1	Mandatory	<p>A code that indicates the network to which the Meter Point is connected. This will take one of the following values:</p> <ul style="list-style-type: none"> • DSO_GRID – The Distribution Network operated by ESB DSO • TSO_GRID – The Transmission Network operated by Eirgrid
2	FLD	DUoS Group	1	Mandatory	A code which denotes the current use of system tariff applied by ESB DSO to the Meter Point.
2	FLD	Maximum Import Capacity	1	Mandatory	The capacity in kVA currently agreed in the connection agreement and permitted to be imported at a meter point.
2	FLD	Load Profile	1	See Description	<p>A code denoting the current value of the standard load profile that determines, when coupled with Timeslot, the <u>derived</u> profile that is applied to consumption usage for settlement purposes.</p> <p><i>Refer to the Data Codes published by MRSO for a complete list of codes.</i></p>
2	FLD	Load Factor	1	See Description	A code that defines the current pattern of demand and so affects the load profile allocated to a Maximum Demand Meter Point. The code will not be present for Interval or for non-Maximum Demand Meter Points.
2	FLD	Meter Configuration Code	1	See Description	A code that indicates the functionality delivered by the combination of registers that is currently installed at a metered Meter Point.

Retail Market Message Guide – Meter Registration

Segment and Field Level Identifier – 102 Message			Rpt	Optionality	Description and Purpose
2	FLD	DLF (Distribution Loss Factor) Code	1	Mandatory	A code used to indicate the Distribution Loss Factor. The DLF code is either determined by the connection voltage or may be specific to a site.
2	FLD	Transformer Loss Factor	1	See Description	The factor that is currently applied to account for transformer losses when a meter point is metered at lower voltage than the connection voltage. The majority of sites are not metered in this way and therefore the Transformer Loss Factor will not normally be present.
2	FLD	Essential Plant	1	See Description	A flag will be set to: 1 i.e. a logical value of True – where ESN determine a site is Essential Plant 0 i.e. a logical value of False - where ESN determine a site is no longer Essential Plant
2	SEG	Customer Name	1	Mandatory	The customer name advised by the Supplier. See Common Data Segments for a description of individual data fields.
2	FLD	Change of Tenant / Legal Entity	1	Mandatory	A flag that will be set to: <ul style="list-style-type: none"> • 1 i.e. a logical value of True - if MRSO believes that the identity of the customer has changed • 0 i.e. a logical value of False – if MRSO believes that the identity of the customer has not changed
2	SEG	Customer Contact Details	1	See Description	The set of details enabling the customer to be contacted. These are returned if and as advised by the Supplier. See Common Data Segments for a description of individual data fields.

Retail Market Message Guide – Meter Registration

Segment and Field Level Identifier – 102 Message			Rpt	Optionality	Description and Purpose
2	SEG	Notification Address	1	See Description	The address for correspondence with customers. These are returned if and as advised by the Supplier. See Common Data Segments for a description of individual data fields.
2	FLD	Contact Name (Technical)	1	See instructions	This is the contact name of a person available for contacting for Technical purposes relating to the Meter Point where this is different to the Customer Contact. This field must be provided where Technical contact name details are being added or changed for an MPRN.
2	SEG	Technical Contact Details	1	See instructions	This segment refers to the technical contact phone numbers for a technical representative. This segment must be populated where Suppliers are creating new technical contact details for an MPRN or where they are changing existing technical contact details.
3	FLD	Phone number 1	1	See instructions	This is the principal phone number of a Technical contact and must be populated by Supplier
3	FLD	Phone Ext1	1	Optional	This is the principal phone number overflow field for storing number extensions where applicable
3	FLD	Phone number 2	1	Optional	This field can be used for the secondary phone number where this is required.
3	FLD	Phone Ext2	1	Optional	This is the secondary phone number overflow field for storing number extensions where applicable.
3	FLD	Fax	1	Optional	This field is intended to store a Fax telephone number where applicable
3	FLD	Fax Ext	1	Optional	This field is intended to store a Fax extension telephone number where applicable
3	FLD	Email	1	Optional	This field is intended to store email address details where applicable

Retail Market Message Guide – Meter Registration

Segment and Field Level Identifier – 102 Message			Rpt	Optionality	Description and Purpose
2	SEG	Street Type Address (Technical)	1	See instructions	Street type address provides details such as Street Name, House no etc. This segment is mandatory where a street type address is being provided or changed as part of Technical Contact details.
3	FLD	C/O Name	1	Optional	This is the name to which correspondence can be addressed where this is different to the contact name.
3	FLD	Unit No.	1	Optional	This field can be used to populate information relating to the unit, flat or apartment number that can be part of an address
3	FLD	Addr Line 1	1	Optional	This field can be used as overflow for address details that apply before the street part of an address.
3	FLD	Addr Line 2	1	Optional	This field can be used as overflow for address details that apply before the street part of an address.
3	FLD	House No.	1	Optional	This can be used to populate the number of a premises given as part of an address
3	FLD	Street	1	Mandatory	This field stores information relating to the street part of an address and must be populated if the segment is provided.
3	FLD	Addr Line 4	1	Optional	This field can be used as overflow for address details that apply after the street part of an address.
3	FLD	Addr Line 5	1	Optional	This field can be used as overflow for address details that apply after the street part of an address.
3	FLD	Postal code	1	Optional	This is the Postal Code given as part of an address where appropriate. Ireland has implemented a Postal Code system called Eircode and where available it is recommended that these Postal Codes for Technical Contact Details are communicated in Market Messages.

Retail Market Message Guide – Meter Registration

Segment and Field Level Identifier – 102 Message			Rpt	Optionality	Description and Purpose
					They should conform to the Eircode structure A65F4E2 (there is one allowable exception for the first three characters viz.D6W) where each Eircode is comprised of seven uppercase alpha/numeric characters.
3	FLD	City	1	Optional	Used to populate the details of which City an address resides in where appropriate
3	FLD	County - Ireland	1	See instructions	A field denoting the county in Ireland in which an address resides. See the list of data codes for permissible values here. If the Technical (Street Type) Address is in Ireland this item must be populated.
3	FLD	County / State	1	Optional	This denotes the county in which an address is situated. This is a free text 40 character field for use in non – Irish Addresses.
3	FLD	Country	1	See instructions	A field that makes up part of an address denoting in which country the address resides. See the list of data codes for permissible values here. This field must be populated where a Technical Contact Address is provided.
2	FLD	Maximum Export Capacity	1	See instructions	The capacity in kVA currently agreed in the connection agreement and permitted to be exported at a meter point, provided only where a Generation Unit is being registered.
2	FLD	Read Frequency	1	See instructions	A code that indicates the frequency with which a meter reading is scheduled to be taken by ESB Data Collector. Provided for Non Interval Meter Points only.
2	FLD	Read Cycle Day	1	See instructions	The day in a 41 day cycle that a meter is due to be read. Provided for Non Interval Meter Points only.

Retail Market Message Guide – Meter Registration

Segment and Field Level Identifier – 102 Message			Rpt	Optionality	Description and Purpose
2	FLD	DUoS Billing Frequency Code	1	See Instructions	DUoS billing schedule for an MPRN with Half Hourly Interval Meter: B - Bi-Monthly.
2	FLD	DUOS Billing Cycle	1	See Instructions	The day in a 41 day cycle that a meter is due to be billed. Provided for Half Hourly Meter Points only
2	FLD	Last Actual Read Date	1	See instructions	The date on which a plausible read was last obtained for a Meter Point. Provided for Non Interval Meter Points only.
2	FLD	Change of Supplier Read Arrangement	1	See instructions	A code that indicates the type of read to be used at a Change of Supplier for a Non Interval metered customer. The value originally provided by the Supplier may be modified by MRSO. Provided for Non Interval Meter Points only.
2	FLD	Change of Supplier Estimate Acceptable	1	See instructions	A Boolean message flag to indicate if an estimate will be used in the case of failure to obtain an actual or customer read for a Non Interval metered customer. The value originally provided by the Supplier may be modified by MRSO. Provided for Non Interval Meter Points only. Valid values are: <ul style="list-style-type: none"> • 1 i.e. a logical value of True • 0 i.e. a logical value of False
2	FLD	Meter Configuration Code (Registration)	1	See instructions	The code requested by the Supplier to obtain a change to the functionality delivered by the metering installed at a Meter Point.
2	FLD	Read Reason	1	See instructions	A code that is provided only if a Special Read has been required to indicate that the Special Read is chargeable. If so, the value is set to: <ul style="list-style-type: none"> • 02 – denoting a chargeable Special Read

Retail Market Message Guide – Meter Registration

Segment and Field Level Identifier – 102 Message			Rpt	Optionality	Description and Purpose
2	FLD	Required Date	1	See instructions	The date requested by the Supplier for the Change of Supplier.
2	FLD	Registration Receipt Date	1	Mandatory	The date on which MRSO received the originating 010 Registration Request message.
2	FLD	VC Attribute Deleted	1	Mandatory	This flag alerts a supplier that vulnerable customer attributes are being deleted. Valid values are: <ul style="list-style-type: none"> • 1 i.e. a logical value of True • 0 i.e. a logical value of False
2	SEG	Smart Data Services	0..1	Optional	This segment contains the Interval and Non Interval Smart Data Services applicable to a smart Meter
3	FLD	Smart Data Services Code	1	Mandatory	This field is populated where a Smart Data Service Code has been requested The valid codes are: 01 - Interval Services 02 - Non Interval Services
3	FLD	Meter Configuration Code (Required)	1	Mandatory	The Meter Configuration Code (Required) is a code on a message to the supplier to indicate the functionality required by the Supplier to be delivered by the combination of registers physically installed at a meter point. It does not describe the technical attributes of the meter(s).
2	FLD	Comms TechnicallyFeasible	1	Optional	This flag indicates to a supplier the feasibility of the Communications to the Smart meter

Retail Market Message Guide – Meter Registration

Segment and Field Level Identifier – 102 Message			Rpt	Optionality	Description and Purpose
					Valid values are: <ul style="list-style-type: none"> • 01 • 02 • 03 • 04 Sites with legacy meters and smart meters that are awaiting Comms technically feasible confirmation will not show this field
2	FLD	Smart Non Participation Code	1	Optional	Code to identify Smart Non Participation details as 02 Non Technical Non Participation 03 Multiple Visits No Access 04 Smart Meter Exchange Deferred

2.5.5 Message 102P: Change of Supplier Registration Provisional Acceptance

Purpose and Description of Message

Message 102P is sent by MRSO to a New Supplier to advise that their registration request has been provisionally accepted, i.e. that there are some pre-conditions that must be met before a final acceptance can be sent.

The 102P is also sent to the New Supplier where a CoS is in progress

- Following successful completion of a request by the Old Supplier to Re-energise the meter point on an 017 with Meter Point Status Reason Re-Energise (HH PAYG), and where a Smart Data Services change is requested as part of the CoS

Retail Market Message Guide – Meter Registration

- Following successful completion of a request by the Old Supplier to De-energise the meter point on an 017 with Meter Point Status Reason De-Energise (HH PAYG)

The message does not indicate that the Change of Supplier has taken place; this is indicated by message 105 and typically requires other triggers such as the required date to be reached or readings to be obtained.

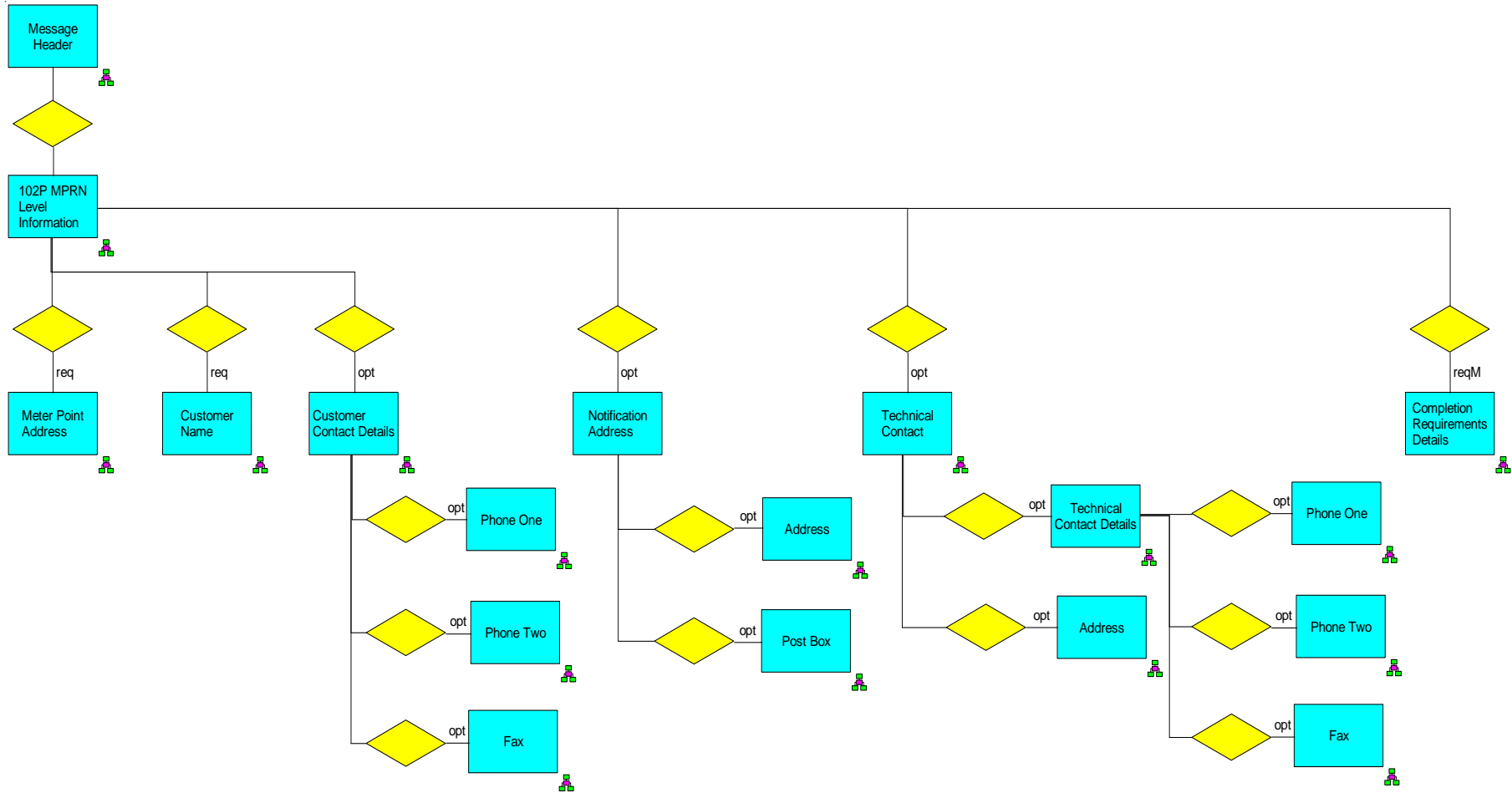
Message 102P contains information that is provided by the Supplier to MRSO plus other information about the Meter Point that a Supplier will typically need to know.

Message 102P is used in the following Market Processes:

Process Number and Title		Use of Message
MPD 1	Change of Supplier –Non Interval Metered	To provisionally accept a registration of a metered Non Interval Meter Point currently registered to another Supplier
MPD 2	Change of Supplier –Interval Metered	To provisionally accept a registration of a Interval Meter Point currently registered to another Supplier Following successful completion of a request by the Old Supplier to Re-energise the meter point on an 017 with Meter Point Status Reason Re-Energise (HH PAYG), and where a Smart Data Services change is requested as part of the CoS Following successful completion of a request by the Old Supplier to De-energise the meter point on an 017 with Meter Point Status Reason De-Energise (HH PAYG).
MPD 33	Change of Supplier - Single Point Unmetered	To provisionally accept a registration of a Single Point Unmetered site currently registered to another supplier

Retail Market Message Guide – Meter Registration

Data Hierarchy Diagram



Retail Market Message Guide – Meter Registration

Message Structure and Interpretation

Segment and Field Level Identifier – 102P Message			Rpt	Optionality	Description and Purpose
1 Message Header			1	Mandatory	See Common Data Segments for detailed notes on structure and population.
1 MPRN Level Information			1	Mandatory	
2	FLD	MPRN	1	Mandatory	The unique identifying reference number for the Meter Point for which the registration has been accepted
2	FLD	Market Participant Business Reference	1	Mandatory	A reference to the Market Participant Business Reference provided in the Message Header of the 010 message sent by the Supplier to MRSO. It enables the Supplier to uniquely identify the original message to which this is the response.
2	SEG	Meter Point Address	1	Mandatory	The address at which the Meter Point is connected that is currently held by ESB DSO. See Common Data Segments for a description of individual data fields.
2	FLD	Meter Point Status	1	Mandatory	The current connection status of the Meter Point. This will take one of the following values: <ul style="list-style-type: none"> • D – Meter Point is De-Energised • DR – Meter Point is De-Energised Remotely • E – Meter Point is Energised
2	FLD	Supplier Unit ID	1	Mandatory	The Supplier Unit ID provided by the Supplier. Format SU_nnnnnn
2	FLD	SSAC	1	Mandatory	The arrangement, requested by the Supplier, under which consumption usage will be aggregated for settlement.
2	FLD	Settlement Class	1	Mandatory	A code that specifies how data is to be processed and aggregated for Settlement. This will take one of the following values:

Retail Market Message Guide – Meter Registration

Segment and Field Level Identifier – 102P Message			Rpt	Optionality	Description and Purpose
					<ul style="list-style-type: none"> • N – Synthetic profile to be used in settlement • P – Interval data (collected from Interval Meter) to be used in settlement • U – Meter point settled using unmetered profile
2	FLD	Connection System (Code)	1	Mandatory	<p>A code that indicates the network to which the Meter Point is connected. This will take one of the following values:</p> <ul style="list-style-type: none"> • DSO_GRID – The Distribution Network operated by ESB DSO • TSO_GRID – The Transmission Network operated by Eirgrid
2	FLD	DUoS Group	1	Mandatory	A code which denotes the current use of system tariff applied by ESB DSO to the Meter Point.
2	FLD	Maximum Import Capacity	1	Mandatory	The capacity in kVA currently agreed in the connection agreement and permitted to be imported at a meter point.
2	FLD	Load Profile	1	See Description	<p>A code denoting the current value of the standard load profile that determines, when coupled with Timeslot, the <u>derived</u> profile that is applied to consumption usage for settlement purposes.</p> <p><i>Refer to the Data Codes published by MRSO for a complete list of codes.</i></p>
2	FLD	Load Factor	1	See Description	A code that defines the current pattern of demand and so affects the load profile allocated to a Maximum Demand Meter Point. The code will not be present for Interval or for non-Maximum Demand Meter Points.
2	FLD	Meter Configuration Code (Registration)	1	See Description	The code requested by the Supplier to obtain a change to the functionality by the metering installed at a Meter Point.

Retail Market Message Guide – Meter Registration

Segment and Field Level Identifier – 102P Message			Rpt	Optionality	Description and Purpose
2	FLD	DLF (Distribution Loss Factor) Code	1	Mandatory	A code used to indicate the Distribution Loss Factor. The DLF code is either determined by the connection voltage or may be specific to a site.
2	FLD	Transformer Loss Factor	1	See instructions	The factor that is currently applied to account for transformer losses when a meter point is metered at lower voltage than the connection voltage. The majority of sites are not metered in this way and therefore the Transformer Loss Factor will not normally be present.
2	FLD	Essential Plant	1	See Description	A flag will be set to : 1 i.e. a logical value of True – where ESNB determine a site is Essential Plant 0 i.e. a logical value of False - where ESNB determine a site is no longer Essential Plant
2	SEG	Customer Name	1	Mandatory	The customer name advised by the Supplier. See Common Data Segments for a description of individual data fields.
2	FLD	Change of Tenant / Legal Entity	1	Mandatory	A Boolean flag that will be set to: <ul style="list-style-type: none"> • 1 i.e. a logical value of True - if MRSO believes that the identity of the customer has changed • 0 i.e. a logical value of False – if MRSO believes that the identity of the customer has not changed
2	SEG	Customer Contact Details	1	See instructions	The set of details enabling the customer to be contacted. These are returned if and as advised by the Supplier. See Common Data Segments for a description of individual data fields.

Retail Market Message Guide – Meter Registration

Segment and Field Level Identifier – 102P Message			Rpt	Optionality	Description and Purpose
2	SEG	Notification Address	1	See instructions	The address for correspondence with customers. These are returned if and as advised by the Supplier. See Common Data Segments for a description of individual data fields.
2	FLD	Contact Name (Technical)	1	See instructions	This is the contact name of a person available for contacting for Technical purposes relating to the Meter Point where this is different to the Customer Contact. This field must be provided where Technical contact name details are being added or changed for an MPRN.
2	SEG	Technical Contact Details	1	See instructions	This segment refers to the technical contact phone numbers for a technical representative. This segment must be populated where Suppliers are creating new technical contact details for an MPRN or where they are changing existing technical contact details.
3	FLD	Phone number 1	1	See instructions	This is the principal phone number of a Technical contact.
3	FLD	Phone Ext1	1	See instructions	This is the principal phone number overflow field for storing number extensions where applicable
3	FLD	Phone number 2	1	Optional	This field can be used for the secondary phone number where this is required.
3	FLD	Phone Ext2	1	Optional	This is the secondary phone number overflow field for storing number extensions where applicable.
3	FLD	Fax	1	Optional	This field is intended to store a Fax telephone number where applicable
3	FLD	Fax Ext	1	Optional	This field is intended to store a Fax extension telephone number where applicable
3	FLD	Email	1	Optional	This field is intended to store an Email address where applicable

Retail Market Message Guide – Meter Registration

Segment and Field Level Identifier – 102P Message			Rpt	Optionality	Description and Purpose
2	SEG	Street Type Address (Technical)	1	See instructions	Street type address provides details such as Street Name, House no etc. This segment is mandatory where a street type address is being provided or changed as part of Technical Contact details.
3	FLD	C/O Name	1	Optional	This is the name to which correspondence can be addressed where this is different to the contact name.
3	FLD	Unit No.	1	Optional	This field can be used to populate information relating to the unit, flat or apartment number that can be part of an address
3	FLD	Addr Line 1	1	Optional	This field can be used as overflow for address details that apply before the street part of an address.
3	FLD	Addr Line 2	1	Optional	This field can be used as overflow for address details that apply before the street part of an address.
3	FLD	House No.	1	Optional	This can be used to populate the number of a premises given as part of an address
3	FLD	Street	1	Mandatory	This field stores information relating to the street part of an address and must be populated if the segment is provided.
3	FLD	Addr Line 4	1	Optional	This field can be used as overflow for address details that apply after the street part of an address.
3	FLD	Addr Line 5	1	Optional	This field can be used as overflow for address details that apply after the street part of an address.
3	FLD	Postal code	1	Optional	This is the Postal Code given as part of an address where appropriate. Ireland has implemented a Postal Code system called Eircode and where available it is recommended that these Postal

Retail Market Message Guide – Meter Registration

Segment and Field Level Identifier – 102P Message			Rpt	Optionality	Description and Purpose
					<p>Codes for Technical Contact Details are communicated in Market Messages.</p> <p>They should conform to the Eircode structure A65F4E2 (there is one allowable exception for the first three characters viz.D6W) where each Eircode is comprised of seven uppercase alpha/numeric characters.</p>
3	FLD	City	1	Optional	Used to populate the details of which City an address resides in where appropriate
3	FLD	County - Ireland	1	See instructions	A field denoting the county in Ireland in which an address resides. See the list of data codes for permissible values here. If the Technical (Street Type) Address is in Ireland this item must be populated.
3	FLD	County / State	1	Optional	This denotes the county in which an address is situated. This is a free text 40 character field for use in non – Irish Addresses.
3	FLD	Country	1	See instructions	<p>A field that makes up part of an address denoting in which country the address resides. See the list of data codes for permissible values here.</p> <p>This field must be populated where a Technical Contact Address is provided.</p>
2	FLD	Maximum Export Capacity	1	See instructions	The capacity in kVA currently agreed in the connection agreement and permitted to be exported at a meter point, provided only where a Generation Unit is being registered.

Retail Market Message Guide – Meter Registration

Segment and Field Level Identifier – 102P Message			Rpt	Optionality	Description and Purpose
2	FLD	Read Frequency	1	See instructions	A code that indicates the frequency with which a meter reading is scheduled to be taken by ESB Data Collector. Provided for Non Interval Meter Points only.
2	FLD	Read Cycle Day	1	See instructions	The day in a 41 day cycle that a meter is due to be read. Provided for Non Interval Meter Points only.
2	FLD	DUoS Billing Frequency Code	1	See Instructions	DUoS billing schedule for an MPRN with Half Hourly Interval Meter: B - Bi-Monthly.
2	FLD	DUOS Billing Cycle	1	See Instructions	The day in a 41 day cycle that a meter is due to be billed. Provided for Half Hourly Meter Points only
2	FLD	Last Actual Read Date	1	See instructions	The date on which a plausible read was last obtained for a Meter Point. Provided for Non Interval Meter Points only.
2	FLD	Change of Supplier Read Arrangement	1	See instructions	A code that indicates the type of read to be used at a Change of Supplier for a Non Interval metered customer. The value originally provided by the Supplier may be modified by MRSO. Provided for Non Interval Meter Points only.
2	FLD	Change of Supplier Estimate Acceptable	1	See instructions	<p>A Boolean message flag used to indicate if an estimate will be used in the case of failure to obtain an actual or customer read for a Non Interval metered customer. The value originally provided by the Supplier may be modified by MRSO. Provided for Non Interval Meter Points only.</p> <p>Valid values are:</p> <ul style="list-style-type: none"> • 1 i.e. a logical value of True • 0 i.e. a logical value of False

Retail Market Message Guide – Meter Registration

Segment and Field Level Identifier – 102P Message			Rpt	Optionality	Description and Purpose
2	FLD	Meter Configuration Code (Required)	1	See instructions	The code requested by the Supplier to obtain a change to the functionality delivered by the metering installed at a Meter Point.
2	FLD	Read Reason	1	See instructions	A code that is provided only if a Special Read has been required to indicate that the Special Read is chargeable. If so, the value is set to: <ul style="list-style-type: none"> • 02 – denoting a chargeable Special Read
2	FLD	Required Date	1	See instructions	The date requested by the Supplier for the Change of Supplier.
2	FLD	Registration Receipt Date	1	Mandatory	The date on which MRSO received the originating 010 Registration Request message.
2	SEG	Provisional Acceptance Completion Requirements	1..N	See instructions	An instance of this segment is provided for each Provisional Acceptance completion requirement notified. At least one completion requirement will be specified.
3	FLD	Provisional Acceptance Completion Requirement Code	1	See instructions	The code advises the reason for provisional acceptance and takes the following possible values and more than one code may be present: <ul style="list-style-type: none"> • CAA – Connection Agreement is awaited • ENA – Energisation is Awaited • SIR – Site Visit is Required • SDS – Smart Data Services
2	SEG	Smart Data Services	0..1	Optional	This segment contains the Interval and Non Interval Smart Data Services applicable to a smart Meter

Retail Market Message Guide – Meter Registration

Segment and Field Level Identifier – 102P Message			Rpt	Optionality	Description and Purpose
3	FLD	Smart Data Services Code	1	Mandatory	<p>This field is populated where a Smart Data Service Code has been requested</p> <p>The valid codes are:</p> <p>01 - Interval Services</p> <p>02 - Non Interval Services</p>
3	FLD	Meter Configuration Code (Required)	1	Mandatory	<p>The Meter Configuration Code (Required) is a code on a message to the supplier to indicate the functionality required by the Supplier to be delivered by the combination of registers physically installed at a meter point. It does not describe the technical attributes of the meter(s).</p>
2	FLD	Comms Technically Feasible	1	Optional	<p>This flag indicates to a supplier the feasibility of the Communications to the Smart meter</p> <p>Valid values are:</p> <ul style="list-style-type: none"> • 01 • 02 • 03 • 04 <p>Sites with legacy meters and smart meters that are awaiting Comms technically feasible confirmation will not show this field</p>
2	FLD	Smart Non Participation Code	1	Optional	<p>Code to identify Smart Non Participation details as</p> <p>02 Non Technical Non Participation</p>

Retail Market Message Guide – Meter Registration

Segment and Field Level Identifier – 102P Message			Rpt	Optionality	Description and Purpose
					03 Multiple Visits No Access 04 Smart Meter Exchange Deferred

Retail Market Message Guide – Meter Registration

2.5.6 Message 102R: Change of Supplier – Registration Rejection

Purpose and Description of Message

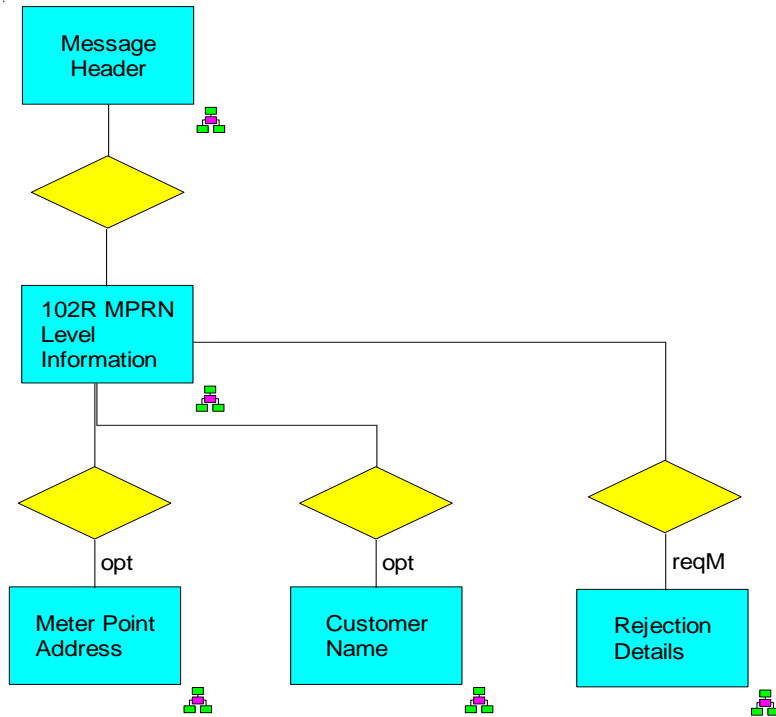
Message 102R is sent by MRSO to a New Supplier to advise that a registration request has been rejected.

Message 102R is used in the following Market Processes:

Process Number and Title		Use of Message
MPD 1	Change of Supplier –Non Interval Metered	To reject a registration request for a metered Non Interval Meter Point
MPD 2	Change of Supplier –Interval Metered	To reject a registration request for an Interval Meter Point
MPD 33	Change of Supplier - Single Point Unmetered	To reject a registration of a Single Point Unmetered site currently registered to another supplier

Retail Market Message Guide – Meter Registration

Data Hierarchy Diagram



Retail Market Message Guide – Meter Registration

Message Structure and Interpretation

Segment and Field Level Identifier – 102R Message			Rpt	Optionality	Description and Purpose
1 Message Header			1	Mandatory	See Common Data Segments for detailed notes on structure and population.
1 MPRN Level Information			1	Mandatory	
2	FLD	MPRN	1	Mandatory	The unique identifying reference number for the Meter Point for which a Registration Request is rejected
2	FLD	Market Participant Business Reference	1	Mandatory	A reference to the Market Participant Business Reference provided on the 010 message sent by the Supplier. It enables the Supplier to uniquely identify the original message to which this is the response.
2	SEG	Meter Point Address	1	See Description	The address at which the Meter Point is connected that is currently held by ESB DSO. See Common Data Segments for a description of individual data fields.
2	FLD	Supplier Unit ID	1	Mandatory	The Supplier Unit ID as provided by the Supplier. Format SU_nnnnnn
2	FLD	SSAC	1	See Description	The SSAC as provided by the Supplier
2	FLD	Supply Agreement Flag	1	See Description	The Supply Agreement Flag as provided by the Supplier Valid values are: <ul style="list-style-type: none"> • 1 i.e. a logical value of True • 0 i.e. a logical value of False
2	SEG	Customer Name	1	See Description	The Customer Name as provided by the Supplier. See Common Data Segments for a description of individual data fields.

Retail Market Message Guide – Meter Registration

Segment and Field Level Identifier – 102R Message			Rpt	Optionality	Description and Purpose
2	FLD	Change of Supplier Read Arrangement	1	See Description	The Change of Supplier Read Arrangement if and as requested by the Supplier
2	FLD	Change of Supplier Estimate Acceptable	1	See Description	The Change of Supplier Estimate Acceptable Flag if and as provided by the Supplier Valid values are: <ul style="list-style-type: none"> • 1 i.e. a logical value of True • 0 i.e. a logical value of False
2	FLD	Meter Configuration Code	1	See Description	The Meter Configuration Code if and as required by the Supplier
2	FLD	Required Date	1	See Description	The Required Date where requested by the Supplier for the Change of Supplier.
2	FLD	Registration Receipt Date	1	Mandatory	The date on which MRSO received the originating 010 Registration Request message.
2	FLD	Effective Date of Last Change of Supplier	1	Optional	The date that the last CoS came into effect if the CoS effective date was less than 20 days. Mandatory where the rejection reason is CoS and the CoS was completed less than 20 days before the required date of the CoS
2	SEG	Rejection Details	1..N	Mandatory	An instance of this segment is provided for each rejection reason provided, except where the CustomerServiceDetailsCode 0010 Other is submitted on an 010, the message, in its entirety, will be rejected using the 102R with the Reject Reason Code IIDor where the code Medical Institution code 0005 (under MESN) comes in a 010 message for a DG1 and DG2 reject the message in its entirety with the Reject Reason Code IA.

Retail Market Message Guide – Meter Registration

Segment and Field Level Identifier – 102R Message			Rpt	Optionality	Description and Purpose
					<ul style="list-style-type: none"> Where Smart Data Services are requested on a smart meter which is MCC02, the message will be rejected in its entirety with reject reason code 'IA'.
3	FLD	Reject Reason	1	Mandatory	<p>A code to identify why data was rejected</p> <ul style="list-style-type: none"> AMM – The Meter Point Address on the message does not match that held by DSO for the MPRN COS – The last Change of Supplier was effective less than 20 days of receipt of this registration message IA - Invalid Action IA – Where the code Medical Institution code 0005 (under MESN) comes in a 010 message for a DG1 and DG2 reject the message in its entirety. IA: Where Smart Data Services are requested on a smart meter which is MCC02 ICE –A permitted value for Estimate Acceptable has not been provided. IDT – The Required Date on registration message is greater than 40 days in the future or is more than 3 days ago where a customer read is provided IGU – The Generator Unit Id on the message does not match that held for the MPRN

Retail Market Message Guide – Meter Registration

Segment and Field Level Identifier – 102R Message			Rpt	Optionality	Description and Purpose
					<ul style="list-style-type: none"> • IMF – The CoS Read Arrangement is ‘MC’ but the requested Meter Configuration Code is not valid • IMP – The MPRN does not exist or is for a Grouped Un-metered site (either at GMPRN or TMPRN level) or is not valid for this jurisdiction. This jurisdictional invalidity is flagged only on this message and for both New Connections and Change of Supplier operations. Note that the 101R message is not used to flag jurisdictional invalidity even for New Connections • IMS – The MPRN status is not Energised or De-energised. • IRA – (i) The CoS Read Arrangement specified on registration message must be CR (Customer Read), SC (Scheduled Read), SP (Special Read) or MC (Meter Configuration Change). • IRA – (ii) CoS Read Arrangement ‘CR’ must not be specified for MD sites • IRA – (iii) CoS Read Arrangement ‘CR’ or ‘SP’ must be accompanied by a valid Required Date • NSA – The Supplier has not warranted that a Supply Agreement exists • CIP – A registration from another supplier is being processed for this MPRN • QHM – A CoS Read Arrangement was provided for an QH Interval Meter Point • SAR – The Supplier submitting the registration is already registered to this MPRN

Retail Market Message Guide – Meter Registration

Segment and Field Level Identifier – 102R Message			Rpt	Optionality	Description and Purpose
					<ul style="list-style-type: none"> • SNK – The Supplier Id is not known • SSS – SSAC is not allowed for use by the Supplier Unit or for the Settlement Class of the Meter Point • IEA – Invalid / incomplete EAI Code • IID - The Customer is a Person but the request did not include a Customer Last Name • IID – The Customer is an Organisation but the request did not include a Customer Name Org_1 • IID – Customer Name details provided contained a mixture of Person and Organisation fields • IID – A User rejected the request because data was invalid or incomplete • IID - Where the CustomerServiceDetailsCode 0010 Other is submitted on an 010, • TIM - Outside Timescale • TSR – Trading Site Rejection • LOC – The MPRN is not available for registration because a SoLR lockdown period applies • DIJ - data invalid for jurisdiction (valid until market schema is changed) • SCI – Smart Configuration Invalid where Smart Data Services exist but haven't been requested

Retail Market Message Guide – Meter Registration

Segment and Field Level Identifier – 102R Message			Rpt	Optionality	Description and Purpose
					<ul style="list-style-type: none"> • NSM – Smart Configuration Invalid where Smart Data Services have been requested without a smart Meter present on site • IMF- Where any of the MCCs 13, 14, 15, 17, 18, 19, 20 are submitted on an 010 • SNP – Smart Non Participation details invalid • ISR – Smart Non Participation details and Smart Data Services have been populated together • IM- A CoS Read Arrangement was provided for an Interval Meter Point • EMA – Email address Invalid

2.5.7 Message 105: Change of Supplier Confirmation (New Supplier)

Purpose and Description of Message

Message 105 is sent by MRSO to the New Supplier to advise that a Change of Supplier has been completed. Typically this will occur when:

- The registration has been accepted
- Five days have elapsed from the notification to the Old Supplier
- Any conditions giving rise to a provisional acceptance have been cleared
- The required date has passed, if specified

Retail Market Message Guide – Meter Registration

- For Non Interval metered Meter Points, valid Change of Supplier readings have been obtained.

Message 105 is also sent to TSO for QH Interval Meter Points.

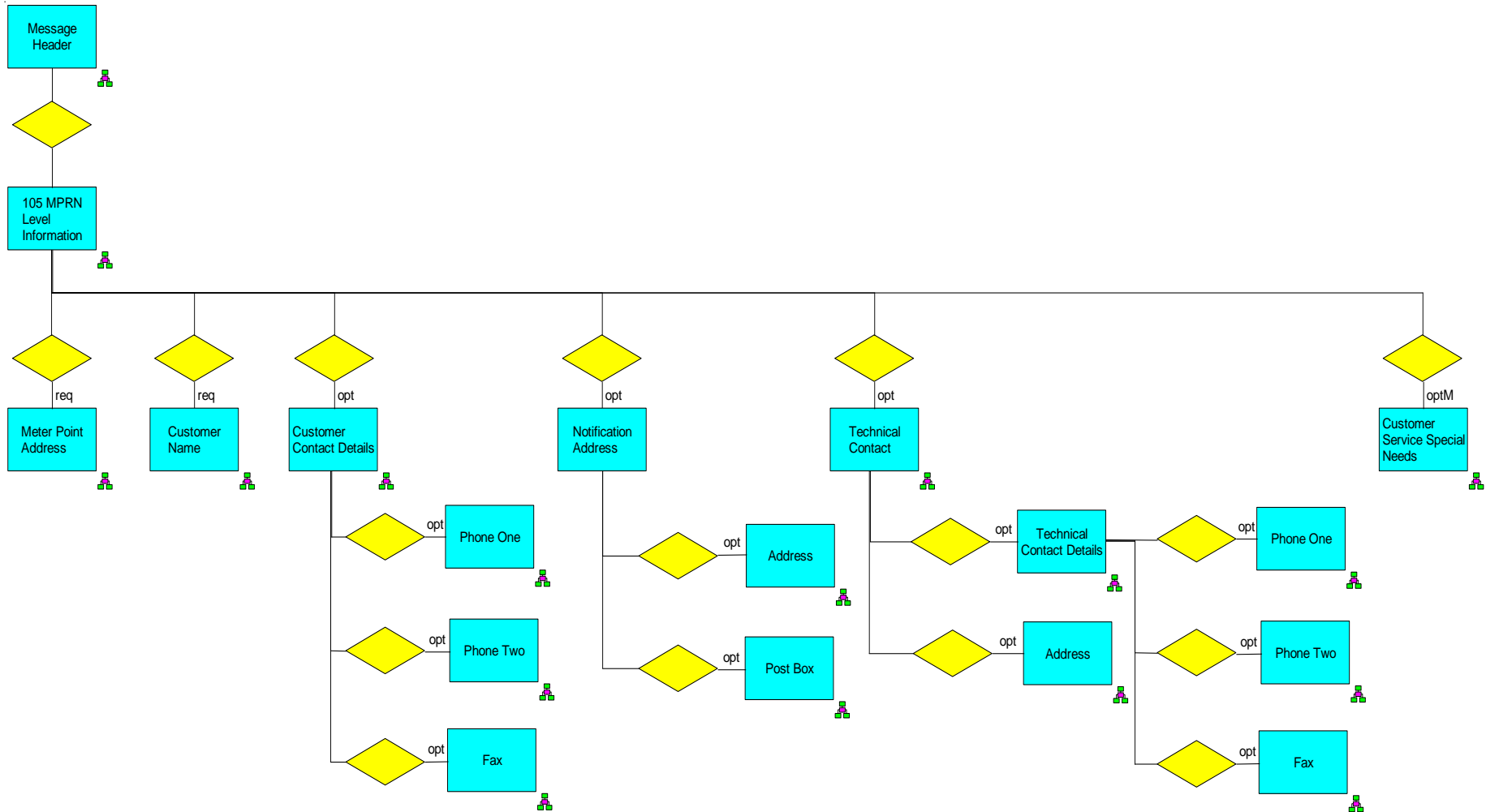
Message 105 is used in the following Market Processes:

Process Number and Title		Use of Message
MPD 1	Change of Supplier –Non Interval Metered	To confirm a completed registration of a metered Non Interval Meter Point
MPD 2	Change of Supplier –Interval Metered	To confirm a completed registration of an Interval Meter Point
MPD 33	Change of Supplier - Single Point Unmetered	To confirm a completed registration of a Single Point Unmetered site

Message 105 provides a complete refresh of data, including data previously sent using message 102.

Retail Market Message Guide – Meter Registration

Data Hierarchy Diagram



Retail Market Message Guide – Meter Registration

Message Structure and Interpretation

Segment and Field Level Identifier – 105 Message			Rpt	Optionality	Description and Purpose
1 Message Header			1	Mandatory	See Common Data Segments for detailed notes on structure and population.
1 MPRN Level Information			1	Mandatory	
2	FLD	MPRN	1	Mandatory	The unique identifying reference number for the Meter Point for which the registration is confirmed as completed.
2	FLD	Market Participant Business Reference	1	See instructions	A reference to the Market Participant Business Reference provided in the Message Header of the 010 message sent by the Supplier to MRSO. It enables the Supplier to uniquely identify the original message to which this is the response. Will not be populated when registering to a Supplier of Last Resort.
2	SEG	Meter Point Address	1	Mandatory	The address at which the Meter Point is connected that is currently held by ESB DSO. See Common Data Segments for a description of individual data fields.
2	FLD	Meter Point Status	1	Mandatory	The connection status of the Meter Point. This will be: <ul style="list-style-type: none"> • E – Meter Point is Energised
2	FLD	Supplier ID	1	Mandatory	The Supplier to whom the Meter Point will be registered.
2	FLD	Supplier Unit ID	1	Mandatory	The Supplier Unit ID to which the Meter Point will be registered. Format SU_nnnnnn
2	FLD	SSAC	1	Mandatory	The arrangement, requested by the Supplier, under which consumption usage will be aggregated for settlement.
2	FLD	Settlement Class	1	Mandatory	A code that specifies how data is to be processed and aggregated for Settlement. This will take one of the following values:

Retail Market Message Guide – Meter Registration

Segment and Field Level Identifier – 105 Message			Rpt	Optionality	Description and Purpose
					<ul style="list-style-type: none"> • N – Synthetic profile to be used in settlement • P – Interval data (collected from an Interval Meter) to be used in settlement • U – Meter point settled using unmetered profile
2	FLD	Connection System	1	Mandatory	<p>A code that indicates the network to which the Meter Point is connected. This will take one of the following values:</p> <ul style="list-style-type: none"> • DSO_GRID – The Distribution Network operated by ESB DSO • TSO_GRID – The Transmission Network operated by Eirgrid
2	FLD	DUoS Group	1	Mandatory	A code which denotes the use of system tariff applied by ESB DSO to the Meter Point following the Change of Supplier.
2	FLD	Maximum Import Capacity	1	Mandatory	The capacity in kVA agreed in the connection agreement and permitted to be imported at a meter point.
2	FLD	Meter Configuration Code	1	See instructions	A code that indicates the functionality delivered by the combination of registers that is installed at a metered Meter Point following the Change of Supplier.
2	FLD	Load Factor	1	See instructions	A code that defines the pattern of demand and so affects the load profile allocated to a Maximum Demand Meter Point. The code will not be present for Interval or for non-Maximum Demand Meter Points.
2	FLD	DLF (Distribution Loss Factor) Code	1	Mandatory	A code used to indicate the Distribution Loss Factor. The DLF code is either determined by the connection voltage or may be specific to a site.
2	FLD	Transformer Loss Factor	1	See Description	The factor that is applied to account for transformer losses when a meter point is metered at lower voltage than the connection voltage. The majority of sites are not metered in this way and therefore the Transformer Loss Factor will not normally be present.

Retail Market Message Guide – Meter Registration

Segment and Field Level Identifier – 105 Message			Rpt	Optionality	Description and Purpose
2	FLD	Essential Plant	1	See Description	A flag will be set to : 1 i.e. a logical value of True – where ESBN determine a site is Essential Plant 0 i.e. a logical value of False - where ESBN determine a site is no longer Essential Plant
2	FLD	MIC Start Date	1	Optional	Not used in ROI
2	FLD	Current Chargeable Service Capacity	1	Optional	Not used in ROI
2	FLD	Supplier ID Old	1	Optional	Not used in ROI
2	FLD	Keypad Premises Number	1	Optional	Not used in ROI
2	SEG	Customer Name	1	Mandatory	The customer name advised by the Supplier. See Common Data Segments for a description of individual data fields.
2	SEG	Customer Contact Details	1	See instructions	The set of details enabling the customer to be contacted. This is provided if and as held by DSO. See Common Data Segments for a description of individual data fields.
2	SEG	Notification Address	1	See instructions	The address for correspondence with customers, provided if and as held by DSO. See Common Data Segments for a description of individual data fields.
2	FLD	Contact Name (Technical)	1	See instructions	This is the contact name of a person available for contacting for Technical purposes relating to the Meter Point where this is different to the Customer Contact. This field must be provided where Technical contact name details are being added or changed for an MPRN.
2	SEG	Technical Contact Details	1	See instructions	This segment refers to the technical contact phone numbers for a technical representative. This segment must be populated where

Retail Market Message Guide – Meter Registration

Segment and Field Level Identifier – 105 Message			Rpt	Optionality	Description and Purpose	
					Suppliers are creating new technical contact details for an MPRN or where they are changing existing technical contact details.	
	3	FLD	Phone number 1	1	See instructions	This is the principal phone number of a Technical contact and must be populated by Supplier
	3	FLD	Phone Ext1	1	See instructions	This is the principal phone number overflow field for storing number extensions where applicable
	3	FLD	Phone number 2	1	Optional	This field can be used for the secondary phone number where this is required.
	3	FLD	Phone Ext2	1	Optional	This is the secondary phone number overflow field for storing number extensions where applicable.
	3	FLD	Fax	1	Optional	This field is intended to store a Fax telephone number where applicable
	3	FLD	Fax Ext	1	Optional	This field is intended to store a Fax extension telephone number where applicable
	3	FLD	Email	1	Optional	This field is intended to store electronic mail address details where applicable
2	SEG	Street Type Address (Technical)		1	See instructions	Street type address provides details such as Street Name, House no etc. This segment is mandatory where a street type address is being provided or changed as part of Technical Contact details.
	3	FLD	C/O Name	1	Optional	This is the name to which correspondence can be addressed where this is different to the contact name.
	3	FLD	Unit No.	1	Optional	This field can be used to populate information relating to the unit, flat or apartment number that can be part of an address

Retail Market Message Guide – Meter Registration

Segment and Field Level Identifier – 105 Message			Rpt	Optionality	Description and Purpose
3	FLD	Addr Line 1	1	Optional	This field can be used as overflow for address details that apply before the street part of an address.
3	FLD	Addr Line 2	1	Optional	This field can be used as overflow for address details that apply before the street part of an address.
3	FLD	House No.	1	Optional	This can be used to populate the number of a premises given as part of an address
3	FLD	Street	1	Mandatory	This field stores information relating to the street part of an address and must be populated if the segment is provided.
3	FLD	Addr Line 4	1	Optional	This field can be used as overflow for address details that apply after the street part of an address.
3	FLD	Addr Line 5	1	Optional	This field can be used as overflow for address details that apply after the street part of an address.
3	FLD	Postal code	1	Optional	<p>This is the Postal Code given as part of an address where appropriate. Ireland has implemented a Postal Code system called Eircode and where available it is recommended that these Postal Codes for Technical Contact Details are communicated in Market Messages.</p> <p>They should conform to the Eircode structure A65F4E2 (there is one allowable exception for the first three characters viz.D6W) where each Eircode is comprised of seven uppercase alpha/numeric characters.</p>
3	FLD	City	1	Optional	Used to populate the details of which City an address resides in where appropriate

Retail Market Message Guide – Meter Registration

Segment and Field Level Identifier – 105 Message			Rpt	Optionality	Description and Purpose
3	FLD	County - Ireland	1	See instructions	A field denoting the county in Ireland in which an address resides. See the list of data codes for permissible values here. If the Technical (Street Type) Address is in Ireland this item must be populated.
3	FLD	County / State	1	Optional	This denotes the county in which an address is situated. This is a free text 40 character field for use in non – Irish Addresses.
3	FLD	Country	1	See instructions	A field that makes up part of an address denoting in which country the address resides. See the list of data codes for permissible values here. This field must be populated where a Technical Contact Address is provided.
2	FLD	Medical Equipment Special Needs	1	See instructions	A code indicating the type of medical equipment special needs that a customer has, returned if and as advised by the Supplier.
2	SEG	Customer Service Special Needs	0..N	Optional	Add new segment to carry one or more Customer Special Needs Codes
3	FLD	CustomerServiceDetailsCode	1..N	Mandatory	A code or set of codes indicating the type of special customer service need(s) that a customer has. If the customer has special customer service needs then the relevant code or codes should be selected from the following: <ul style="list-style-type: none"> • 0001 Visually Impaired • 0002 Speech Impaired • 0003 Hearing Impaired • 0004 Elderly • 0005 Language Difficulty • 0006 Learning Difficulty • 0007 Mobility Impaired • 0008 Dexterity Impaired

Retail Market Message Guide – Meter Registration

Segment and Field Level Identifier – 105 Message			Rpt	Optionality	Description and Purpose
					<ul style="list-style-type: none"> • 0009 Mental Health <p>Validation ensures that only codes relevant to ROI are provided and invalid codes are rejected</p>
2	FLD	Maximum Export Capacity	1	See instructions	The capacity in kVA agreed in the connection agreement and permitted to be exported at a meter point, provided only where a Generation Unit is being registered.
2	FLD	Read Frequency	1	See instructions	A code that indicates the frequency with which a meter reading is scheduled to be taken by ESB Data Collector. Provided for Non Interval Meter Points only.
2	FLD	Read Cycle Day	1	See instructions	The day in a 41 day cycle that a meter is due to be read. Provided for Non Interval Meter Points only.
2	FLD	Effective From Date	1	Mandatory	The date from which the New Supplier registration to the Meter Point is effective. The registration is effective from 00h00 at the start of this day. Where meter works are required as a result of the CoS request then the effective from date will be the date on which the meter works are completed.
2	FLD	DUoS Billing Frequency Code	1	Optional	DUoS billing schedule for an MPRN with Half Hourly Interval Meter: B - Bi-Monthly.
2	FLD	DUOS Billing Cycle	1	Optional	The day in a 41 day cycle that a meter is due to be billed. Provided for Half Hourly Meter Points only
2	FLD	Comms Technically Feasible	1	Optional	<p>This flag indicates to a supplier the feasibility of the Communications to the Smart meter</p> <p>Valid values are:</p>

Retail Market Message Guide – Meter Registration

Segment and Field Level Identifier – 105 Message			Rpt	Optionality	Description and Purpose
					<ul style="list-style-type: none"> • 01 • 02 • 03 • 04 <p>Sites with legacy meters and smart meters that are awaiting Comms technically feasible confirmation will not show this field</p>
2	SEG	Smart Data Services	0..1	Optional	This segment contains the Interval and Non Interval Smart Data Services applicable to a smart Meter
3	FLD	Smart Data Services Code	1	Mandatory	<p>This field is populated where a Smart Data Service Code has been requested</p> <p>The valid codes are:</p> <p>01 - Interval Services</p> <p>02 - Non Interval Services</p>
3	FLD	Meter Configuration Code (Required)	1	Mandatory	The Meter Configuration Code (Required) is a code on a message to the supplier to indicate the functionality required by the Supplier to be delivered by the combination of registers physically installed at a meter point. It does not describe the technical attributes of the meter(s).
3	FLD	Estimated Annual Consumption	1	Optional	'An estimate measured in kWh of the annualised consumption at MPRN level which is provided for all HH MCCs.
2	FLD	Smart Non Participation Code	1	Optional	<p>Code to identify Smart Non Participation details as</p> <p>02 Non Technical Non Participation</p>

Retail Market Message Guide – Meter Registration

Segment and Field Level Identifier – 105 Message			Rpt	Optionality	Description and Purpose
					03 Multiple Visits No Access 04 Smart Meter Exchange Deferred

Retail Market Message Guide – Meter Registration

2.5.8 Message 105L Change of Supplier Confirmation (Old Supplier)

Purpose and Description of Message

Message 105L is sent by MRSO to the Old Supplier to advise that a Change of Supplier has been completed. Typically this will occur when:

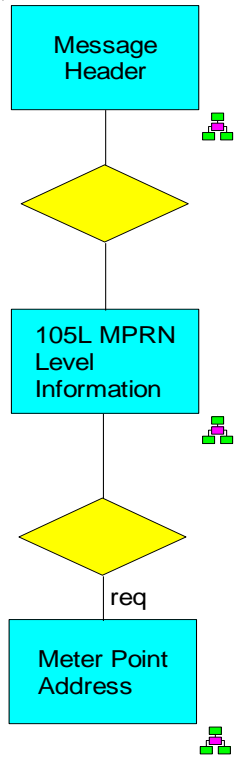
- The registration has been accepted
- Five days have elapsed from the notification to the Old Supplier
- Any conditions giving rise to a provisional acceptance have been cleared
- The required date has passed, if specified
- For Non Interval metered Meter Points, valid Change of Supplier readings have been obtained.

Message 105L is used in the following Market Processes:

Process Number and Title		Use of Message
MPD 1	Change of Supplier –Non Interval Metered	To confirm a completed registration of a metered Non Interval Meter Point
MPD 2	Change of Supplier –Interval Metered	To confirm a completed registration of an Interval Meter Point
MPD 33	Change of Supplier - Single Point Unmetered	To confirm a completed registration of a Single Point Unmetered site

Retail Market Message Guide – Meter Registration

Data Hierarchy Diagram



Retail Market Message Guide – Meter Registration

Message Structure and Interpretation

Segment and Field Level Identifier – 105L Message			Rpt	Optionality	Description and Purpose
1 Message Header			1	Mandatory	<i>See Common Data Segments for detailed notes on structure and population.</i>
1 MPRN Level Information			1	Mandatory	
2	FLD	MPRN	1	Mandatory	The unique identifying reference number for the Meter Point for which the registration is confirmed as completed.
2	SEG	Meter Point Address	1	Mandatory	The address at which the Meter Point is connected that is currently held by ESB DSO. See Common Data Segments for a description of individual data fields.
2	FLD	Effective From Date	1	Mandatory	The date from which the New Supplier registration to the Meter Point is effective. The registration is effective from 00h00 at the start of this day. Where meter works are required as a result of the CoS request then the effective from date will be the date on which the meter works are completed.
2	FLD	Supplier ID	1	Optional	The Supplier to whom the Meter Point will be registered. This is currently not used in ROI but maybe used in the future

Retail Market Message Guide – Meter Registration

2.5.9 Message 110: Notification to Old Supplier of a Change of Supplier

Purpose and Description of Message

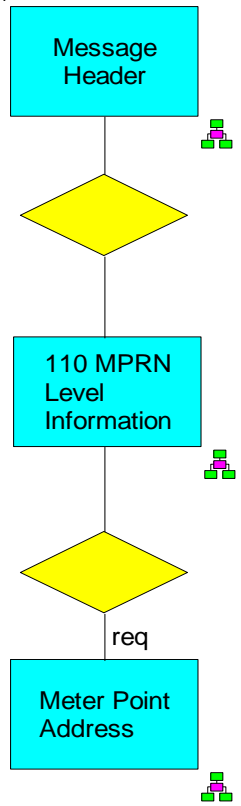
Message 110 is sent by MRSO to an Old Supplier to advise that a registration request has been accepted from a New Supplier.

Message 110 is used in the following Market Processes:

Process Number and Title		Use of Message
MPD 1	Change of Supplier –Non Interval Metered	To register a metered Non Interval Meter Point currently registered to another Supplier
MPD 2	Change of Supplier –Interval Metered	To register an Interval Meter Point currently registered to another Supplier
MPD 33	Change of Supplier - Single Point Unmetered	To register a Single Point Unmetered site currently registered to another supplier

Retail Market Message Guide – Meter Registration

Data Hierarchy Diagram



Retail Market Message Guide – Meter Registration

Message Structure and Interpretation

Segment and Field Level Identifier – 110 Message			Rpt	Optionality	Description and Purpose
1 Message Header			1	Mandatory	See Common Data Segments for detailed notes on structure and population.
1 MPRN Level Information			1	Mandatory	
2	FLD	MPRN	1	Mandatory	The unique identifying reference number for the Meter Point for which a registration has been accepted
2	SEG	Meter Point Address	1	Mandatory	The address at which the Meter Point is connected that is currently held by ESB DSO. See Common Data Segments for a description of individual data fields.
2	FLD	Change of Tenant / Legal Entity	1	Mandatory	A flag that will be set to: <ul style="list-style-type: none"> • 1 i.e. a logical value of True - if MRSO believes that the identity of the customer has changed • 0 i.e. a logical value of False – if MRSO believes that the identity of the customer has not changed
2	FLD	Change of Supplier Read Arrangement	1	See instructions	A code that indicates the type of read to be used at a Change of Supplier for a Non Interval metered customer. Provided for Non Interval Meter Points only. <i>Refer to the Data Codes published by MRSO for a complete list of codes</i>
2	FLD	Registration Receipt Date	1	Mandatory	The date on which MRSO received the originating 010 Registration Request message as used in service level and registration time-out processing.

Retail Market Message Guide – Meter Registration

2	FLD	Date of Issue	1	Mandatory	The date on which MRSO issues the 110 message to the Old Supplier.
2	FLD	Required Date	1	Optional	
2	FLD	Debt Transfer Flag	1	Optional	Not used in ROI

2.5.10 Message 111: Registration Cancellation (New Supplier)

Purpose and Description of Message

Message 111 is sent by MRSO to advise that either a completed registration or a registration request has been cancelled.

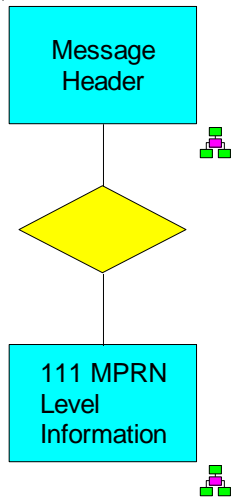
Message 111 is also sent to TSO for QH Interval Meter Points.

Message 111 is used in the following Market Processes:

Process Number and Title		Use of Message
MPD 3	Change of Supplier – Objection and Cancellation	i) To communicate to a New Supplier that a Change of Supplier registration request has been cancelled. ii) To communicate to the New Supplier that a completed Change of Supplier registration has been cancelled.
MPD 3.1	Automated Debt Flagging	To communicate to a New Supplier that a Change of Supplier registration request has been cancelled.

Retail Market Message Guide – Meter Registration

Data Hierarchy Diagram



Message Structure and Interpretation

Segment and Field Level Identifier – 111 Message			Rpt	Optionality	Description and Purpose
1	Message Header		1	Mandatory	<i>See Common Data Segments for detailed notes on structure and population.</i>
1	MPRN Level Information		1	Mandatory	
2	FLD	MPRN	1	Mandatory	The unique identifying reference number for the Meter Point for which a registration or registration request has been cancelled.

Retail Market Message Guide – Meter Registration

Segment and Field Level Identifier – 111 Message			Rpt	Optionality	Description and Purpose
2	FLD	Market Participant Business Reference	1	See Description	<p>Where cancellation reason is 'TO' or 'CF' (see below) this will be a reference to the Market Participant Business Reference provided in the Message Header of the 010 message sent by the registering Supplier to MRSO.</p> <p>Otherwise this will be a reference to the Market Participant Business Reference provided in the Message Header of the 011 message sent by the cancelling Supplier to MRSO.</p> <p>It enables the Supplier to uniquely identify the original message to which this is the response.</p>
2	FLD	Supplier ID	1	See instructions	<p>This is the identity of either:</p> <ul style="list-style-type: none"> the re-instated Supplier following the cancellation of a completed Change of Supplier; or the currently registered Supplier following the cancellation of an incomplete Change of Supplier. <p>It is not provided for a cancelled new connections registration.</p>
2	FLD	Effective From Date	1	Optional	<p>This is the date from which the re-instated Supplier is re-registered following the cancellation of a completed Change of Supplier. It is the same as the effective from date communicated to the New Supplier on the message 105 however if this message is confirming the cancellation of an in progress Change of Supplier, the Required Date will be the date of receipt of 011 message. (tbc).</p>
2	FLD	Cancellation Reason	1	Mandatory	<p>This is the reason for the registration cancellation:</p> <ul style="list-style-type: none"> CR denotes that the customer requested not to proceed with the contract to supply

Retail Market Message Guide – Meter Registration

Segment and Field Level Identifier – 111 Message			Rpt	Optionality	Description and Purpose
					<ul style="list-style-type: none"> • DE denotes that the Supplier cancellation of Registration is due to Customer above the Debt threshold with Old Supplier (refer to MPD 3.1) • OS denotes that the Supplier cancelled in response to an objection from an Old Supplier • SE denotes that the Supplier registered the Meter Point in error but cancellation is not as a result of an objection • TO denotes that the registration request has been cancelled because it was not completed within the permitted timeframes (refer to MPD 3) • ME denotes Cooling Off Request. • CF denotes that the registration request has been cancelled where Smart Data Services requested by a Supplier cannot be carried out (refer to MPD 3)

Retail Market Message Guide – Meter Registration

2.5.11 Message 111L: Registration Cancellation – Cancellation of Customer Loss (Old Supplier)

Purpose and Description of Message

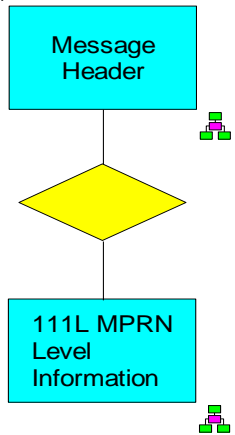
Message 111L is sent by MRSO to advise the Old Supplier that either a completed registration or a registration request has been cancelled.

Message 111L is used in the following Market Processes:

Process Number and Title		Use of Message
MPD 3	Change of Supplier – Objection and Cancellation	i) To communicate to the Old Supplier that a Change of Supplier registration request has been cancelled. ii) To communicate to the Old Supplier that a completed Change of Supplier registration has been cancelled.
MPD 3.1	Automated Debt Flagging	To communicate to the Old Supplier that a Change of Supplier registration request has been cancelled.

Retail Market Message Guide – Meter Registration

Data Hierarchy Diagram



Message Structure and Interpretation

Segment and Field Level Identifier – 111L Message			Rpt	Optionality	Description and Purpose
1 Message Header			1	Mandatory	<i>See Common Data Segments for detailed notes on structure and population.</i>
1 MPRN Level Information			1	Mandatory	
2	FLD	MPRN	1	Mandatory	The unique identifying reference number for the Meter Point for which a registration or registration request has been cancelled.
2	FLD	Supplier ID	1	See instructions	This is the identity of either: <ul style="list-style-type: none"> the re-instated Supplier following the cancellation of a completed Change of Supplier; or the currently registered Supplier following the cancellation of an incomplete Change of Supplier.

Retail Market Message Guide – Meter Registration

Segment and Field Level Identifier – 111L Message			Rpt	Optionality	Description and Purpose
					It is not provided for a cancelled new connections registration.
2	FLD	Effective From Date	1	Optional	This is the date from which the re-instated Supplier is re-registered following the cancellation of a completed Change of Supplier. It is the same as the effective from date communicated to the New Supplier on the message 105 however if this message is confirming the cancellation of an in progress Change of Supplier, the Required Date will be the date of receipt of 011 message. (tbc).
2	FLD	Cancellation Reason	1	Mandatory	<p>This is the reason for the registration cancellation:</p> <ul style="list-style-type: none"> ○ CR denotes that the customer requested not to proceed with the contract to supply ○ DE denotes that the Supplier cancellation of Registration is due to Customer above the Debt threshold with Old Supplier (refer to MPD 3.1) ○ OS denotes that the Supplier cancelled in response to an objection from an Old Supplier ○ SE denotes that the Supplier registered the Meter Point in error but cancellation is not as a result of an objection ○ TO denotes that the registration request has been cancelled because it was not completed within the permitted timeframes (refer to MPD 3) ○ ME denotes Cooling Off Request.

Retail Market Message Guide – Meter Registration

Segment and Field Level Identifier – 111L Message			Rpt	Optionality	Description and Purpose
					<ul style="list-style-type: none"> ○ CF denotes that the registration request has been cancelled where Smart Data Services requested by a Supplier cannot be carried out (refer to MPD 3)

2.5.12 Message 111A: Registration Cancellation Notification

Purpose and Description of Message

Message 111A is sent by MRSO to an Old Supplier to advise that a request has been made to cancel a completed Change of Supplier and seek a response.

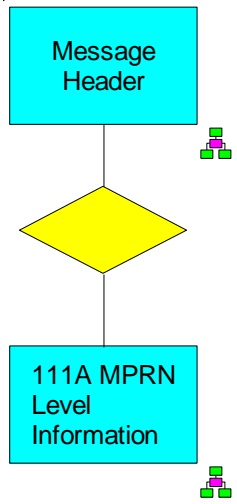
Message 111A is used in the following Market Process:

Process Number and Title		Use of Message
MPD 3	Change of Supplier – Objection and Cancellation	To request an Old Supplier to agree or disagree the cancellation of a Change of Supplier

The Old Supplier should respond with their agreement or disagreement using message 011A as soon as possible.

Retail Market Message Guide – Meter Registration

Data Hierarchy Diagram



Retail Market Message Guide – Meter Registration

Message Structure and Interpretation

Segment and Field Level Identifier – 111A Message			Rpt	Optionality	Description and Purpose
1 Message Header			1	Mandatory	<i>See Common Data Segments for detailed notes on structure and population.</i>
1 MPRN Level Information			1	Mandatory	
2	FLD	MPRN	1	Mandatory	The unique identifying reference number for the Meter Point where the registration is requested to be cancelled.
2	FLD	Cancellation Reason	1	Mandatory	A code to indicate why cancellation is requested: <ul style="list-style-type: none"> • CR denotes that the customer requests cancellation • ME denotes Cooling Off Request • SE denotes that the Supplier requests cancellation
2	FLD	Effective From Date	1	Mandatory	This is the date from which the re-instated Supplier will be re-registered if the Change of Supplier is cancelled.

Retail Market Message Guide – Meter Registration

2.5.13 Message 111R: Change of Supplier – Cancellation Request Rejection

Purpose and Description of Message

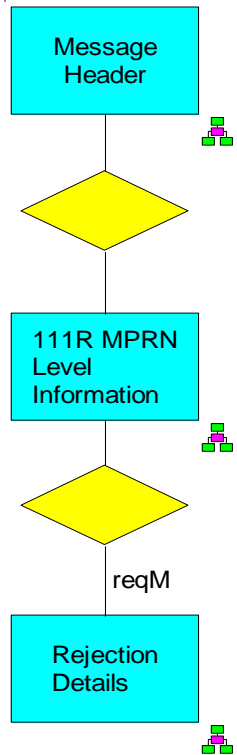
Message 111R is sent by MRSO to a New Supplier to advise that a request to cancel a Change of Supplier has been rejected.

Message 111R is used in the following Market Process:

Process Number and Title		Use of Message
MPD 3	Change of Supplier – Objection and Cancellation	To advise a New Supplier of the rejection of a request to cancel a Change of Supplier
MPD 3.1	Automated Debt Flagging	To advise a New Supplier of the rejection of a request to cancel a Change of Supplier

Retail Market Message Guide – Meter Registration

Data Hierarchy Diagram



Retail Market Message Guide – Meter Registration

Message Structure and Interpretation

Segment and Field Level Identifier – 111R Message			Rpt	Optionality	Description and Purpose
1 Message Header			1	Mandatory	See Common Data Segments for detailed notes on structure and population.
1 MPRN Level Information			1	Mandatory	
2	FLD	MPRN	1	Mandatory	The unique identifying reference number for the Meter Point for which a Registration Cancellation Request is rejected
2	FLD	Market Participant Business Reference	1	Mandatory	A reference to the Market Participant Business Reference provided in the Message Header of the 011 message sent by the Supplier. It enables the Supplier to uniquely identify the original message to which this is the response.
2	FLD	Cancellation Reason	1	Mandatory	The Cancellation Reason provided by the Supplier
2	SEG	Rejection Details	1..N	Mandatory	An instance of this segment is provided for each rejection reason provided.
3	FLD	Reject Reason	1	Mandatory	<p>A code to identify why data was rejected</p> <ul style="list-style-type: none"> CAN – The Old Supplier has not agreed to the cancellation request. This reject reason code will not apply to 011MM with objection for Debt cancellation reason code 'DE' IMP – The MPRN does not exist or is for a Grouped Un-metered site (either at GMPRN or TMPRN level) or is not valid for this jurisdiction IMS – A cancellation request is received for New Registration and the MPRN status is Energised. This reject reason code will not apply to 011MM with objection for Debt cancellation reason code 'DE'

Retail Market Message Guide – Meter Registration

Segment and Field Level Identifier – 111R Message			Rpt	Optionality	Description and Purpose
					<ul style="list-style-type: none"> • IRC – The Cancellation Reason Code is invalid or where a 011MM is received with a reason code DE before the start of the SWP • SNR – The Supplier submitting the cancellation request is not registered to this MPRN • TIM – The cancellation request has been received more than 65 days after effective date of Change of Supplier or where a 011 is received with a reason code DE after the expiry of the SWP. • IA – The 011 received was a duplicate request. MRSO Already have a valid, cancellation for this MPRN • TSR – Trading Site Rejection

Retail Market Message Guide – Meter Registration

2.5.14 Message 112: Notification of Objection

Purpose and Description of Message

Message 112 is sent by MRSO to a New Supplier to advise that an objection has been made by an Old Supplier.

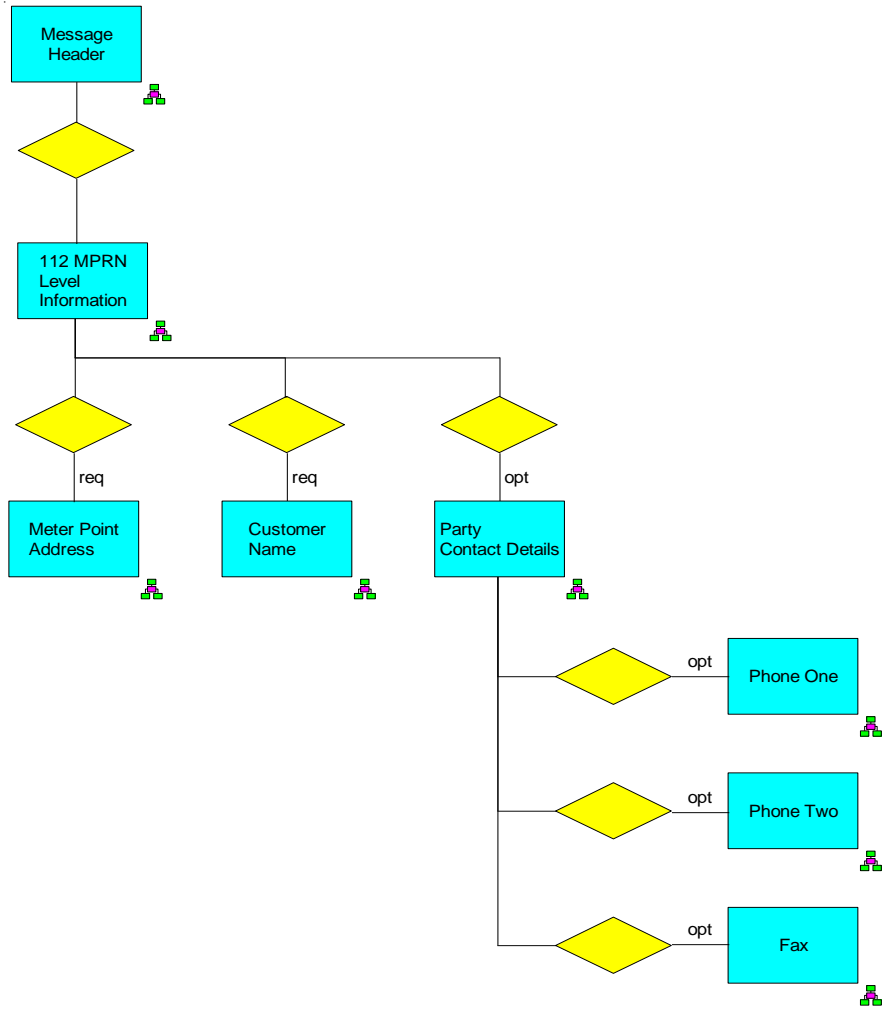
Message 112 is used in the following Market Process:

Process Number and Title		Use of Message
MPD 3	Change of Supplier – Objection and Cancellation	To advise a New Supplier that an objection has been made by an Old Supplier
MPD 3.1	Automated Debt Flagging	To advise a New Supplier that an objection has been made by an Old Supplier

The New Supplier should decide whether or not to act on the objection and cancel the registration using message 011 as soon as possible. Where a Change of Supplier has not been completed the Change of Supplier will be suspended for a short period pending a decision. . Where the objection reason code is 'DCN' Debt Contact Notification the SWP starts from when 112 is outbound from MRSO and ends a max of 48hr later

Retail Market Message Guide – Meter Registration

Data Hierarchy Diagram



Retail Market Message Guide – Meter Registration

Message Structure and Interpretation

Segment and Field Level Identifier – 112 Message			Rpt	Optionality	Description and Purpose
1 Message Header			1	Mandatory	See Common Data Segments for detailed notes on structure and population.
1 MPRN Level Information			1	Mandatory	
2	FLD	MPRN	1	Mandatory	The unique identifying reference number for the Meter Point for which an objection is being made.
2	SEG	Meter Point Address	1	Mandatory	The address at which the Meter Point is connected. See Common Data Segments for a description of individual data fields.
2	SEG	Customer Name	1	Mandatory	The customer with whom the objecting Supplier claims to have a continuing agreement to supply electricity at the Meter Point and Meter Point Address. See Common Data Segments for a description of individual data fields.
2	FLD	Request Status	1	Mandatory	A code that indicates that a request is being made or withdrawn. It should be set to: <ul style="list-style-type: none"> I – denoting initiation of the objection.
2	FLD	Objection Reason	1	Mandatory	A code to indicate the old supplier's reason for the objection. This will be set to ET – Erroneous Transfer or DCN – Debt Contact Notification
2	FLD	Objection Date	1	Mandatory	The date an objection was registered with MRSO. For an incomplete Change of Supply this is the date from which the Change of Supplier process is suspended (10 working days). Where the objection code is DCN the SWP starts from when the 112 is outbound and ends a max 48hr later
2	FLD	Supplier ID	1	Mandatory	The currently or previously registered Supplier hereby objecting to the Change of Supplier.

Retail Market Message Guide – Meter Registration

Segment and Field Level Identifier – 112 Message			Rpt	Optionality	Description and Purpose
2	SEG	Party Contact Details	1	See instructions	Details enabling the Supplier to be contacted in the event of a query with the objection. See Common Data Segments for a description of individual data fields.

2.5.15 Message 112R: Notification of Objection - Rejection

Purpose and Description of Message

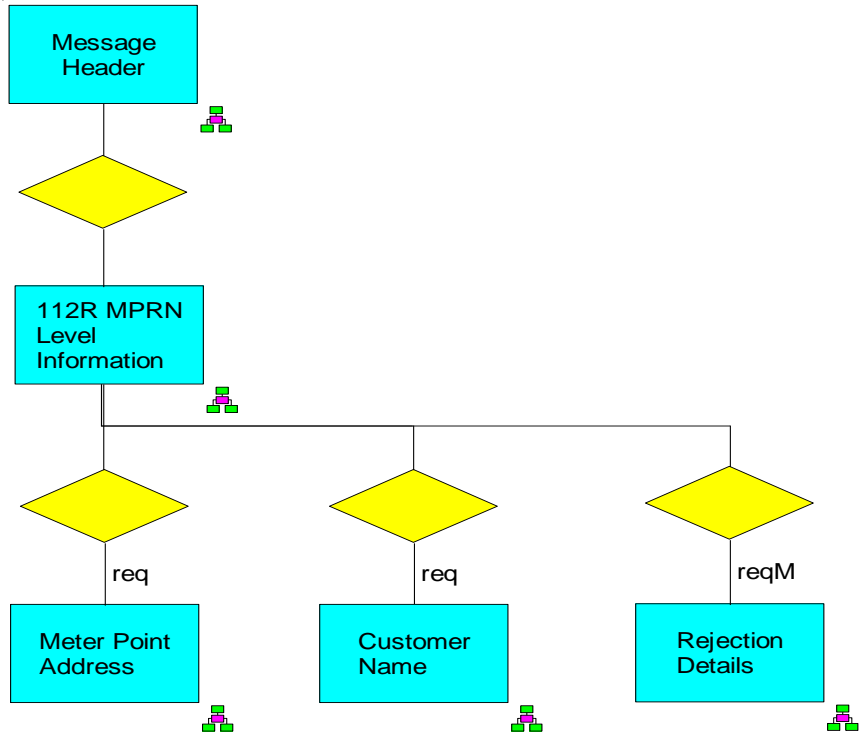
Message 112R is sent by MRSO to an Old Supplier to advise that the notification of an objection has been rejected by MRSO and not forwarded to a New Supplier.

Message 112R is used in the following Market Process:

Process Number and Title		Use of Message
MPD 3	Change of Supplier – Objection and Cancellation	To advise an Old Supplier that an objection has been rejected
MPD 3.1	Automated Debt Flagging	To advise an Old Supplier that an objection has been rejected

Retail Market Message Guide – Meter Registration

Data Hierarchy Diagram



Retail Market Message Guide – Meter Registration

Message Structure and Interpretation

Segment and Field Level Identifier – 112R Message			Rpt	Optionality	Description and Purpose
1 Message Header			1	Mandatory	See Common Data Segments for detailed notes on structure and population.
1 MPRN Level Information			1	Mandatory	
2	FLD	MPRN	1	Mandatory	The unique identifying reference number for the Meter Point for which an Objection is rejected
2	FLD	Market Participant Business Reference	1	Mandatory	A reference to the Market Participant Business Reference provided in the Message Header of the 012 message sent by the Supplier. It enables the Supplier to uniquely identify the original message to which this is the response.
2	SEG	Meter Point Address	1	Mandatory	The Meter Point Address provided by the Supplier
2	SEG	Customer Name	1	Mandatory	The Customer Name provided by the Supplier. See Common Data Segments for a description of individual data fields.
2	FLD	Request Status	1	Mandatory	The Request Status provided by the Supplier
2	FLD	Objection Reason	1	Mandatory	The Objection Reason provided by the Supplier. This will be either ET – Erroneous Transfer Or DCN – Debt Contact Notification
2	FLD	Objection Date	1	Mandatory	The Objection Date provided by the Supplier
2	SEG	Rejection Details	1..N	Mandatory	An instance of this segment is provided for each rejection reason provided.
3	FLD	Reject Reason	1	Mandatory	A code to identify why data was rejected.

Retail Market Message Guide – Meter Registration

Segment and Field Level Identifier – 112R Message			Rpt	Optionality	Description and Purpose
					<ul style="list-style-type: none"> • AMM – The Meter Point Address on the message does not match that held by DSO for the MPRN • IMP – The MPRN does not exist or is for a Grouped Un-metered site (either at GMPRN or TMPRN level) or is not valid for this jurisdiction • IRC – The Objection Reason Code is invalid (not for Erroneous Transfer or Debt Contact Notification) • QHM – An objection is not valid for a QH Interval Meter Point except where the objection reason code is DCN • SNR – The Supplier submitting the objection is not registered to this MPRN and is not the Old Supplier for this MPRN • TIM – The objection has been received more than 60 days after effective date of Change of Supplier. Where objection reason code is DCN and the objection is received after the expiry of the FWP • IA – The 012 received was a duplicate request. MRSO Already have a valid, open objection for this MPRN

Retail Market Message Guide – Meter Registration

2.5.16 Message 112W: Withdrawal of Objection

Purpose and Description of Message

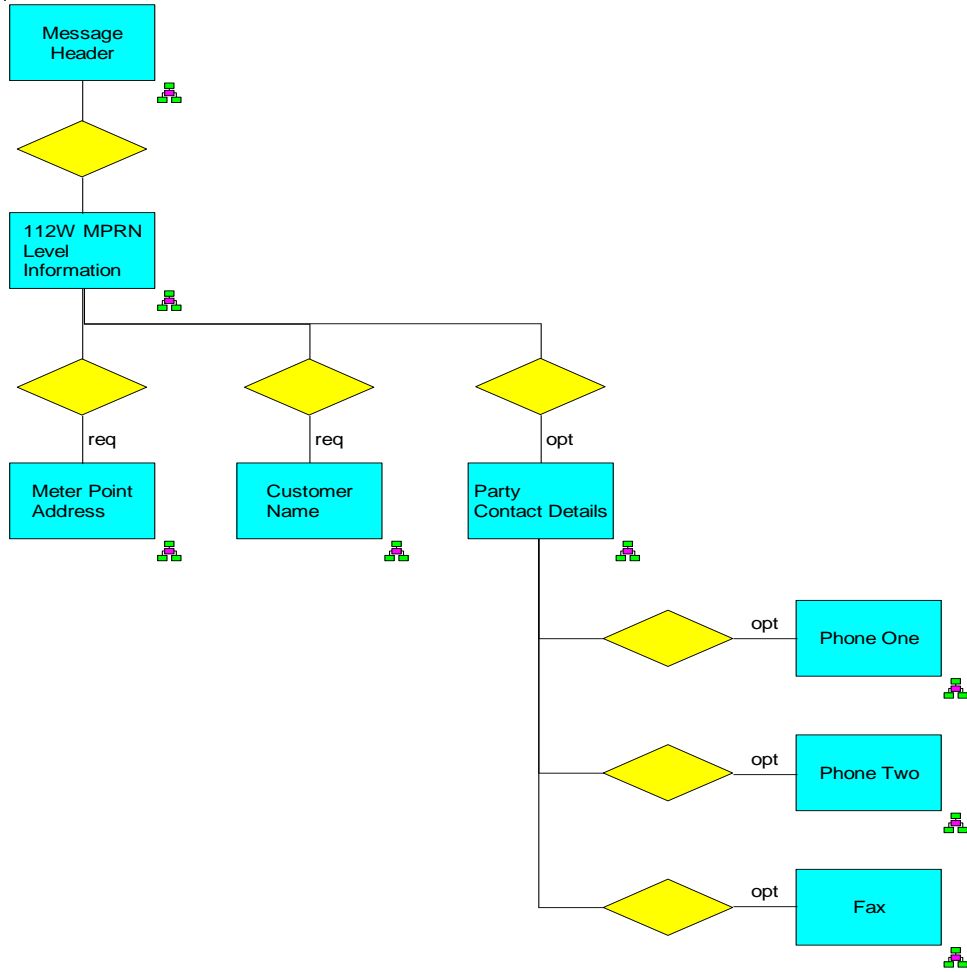
Message 112W is sent by MRSO to a New Supplier to advise that an objection has been withdrawn or has expired.

Message 112W is used in the following Market Process:

Process Number and Title		Use of Message
MPD 3	Change of Supplier – Objection and Cancellation	To advise a New Supplier that an objection has been withdrawn or has expired.

Retail Market Message Guide – Meter Registration

Data Hierarchy Diagram



Retail Market Message Guide – Meter Registration

Message Structure and Interpretation

Segment and Field Level Identifier – 112W Message			Rpt	Optionality	Description and Purpose
1	Message Header		1	Mandatory	See <i>Common Data Segments</i> for detailed notes on structure and population.
1	MPRN Level Information		1	Mandatory	
2	FLD	MPRN	1	Mandatory	The unique identifying reference number for the Meter Point for which an objection is being withdrawn.
2	SEG	Meter Point Address	1	Mandatory	The address at which the Meter Point is connected. See <i>Common Data Segments</i> for a description of individual data fields.
2	SEG	Customer Name	1	Mandatory	The customer with whom the Old Supplier has or had a contract. See <i>Common Data Segments</i> for a description of individual data fields.
2	FLD	Request Status	1	Mandatory	A code that indicates that a request is being made or withdrawn. It should be set to: <ul style="list-style-type: none"> ○ E – denoting expiry of the objection, or ○ W – denoting withdrawal of the objection
2	FLD	Objection Reason	1	Mandatory	A code to indicate the old supplier's reason for the objection. This will be set to ET – Erroneous Transfer on this message.
2	FLD	Objection Date	1	Mandatory	The date an objection was registered with MRSO.
2	FLD	Supplier ID	1	Mandatory	The Supplier that is withdrawing the objection.
2	SEG	Party Contact Details	1	See instructions	Details enabling the Supplier to be contacted in the event of a query with the withdrawal. See <i>Common Data Segments</i> for a description of individual data fields.

Retail Market Message Guide – Meter Registration

2.5.17 Message 122: De-Registration Confirmation

Purpose and Description of Message

Message 122 is sent by MRSO to a Supplier to advise that a Meter Point has been de-registered.

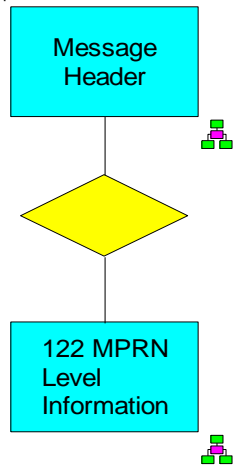
Message 122 is also sent to TSO for QH Interval Meter Points.

Message 122 is used in the following Market Processes:

Process Number and Title		Use of Message
MPD 19	Terminate Connection	To confirm a de-registration of a Meter Point following a customer termination request
MPD 21	De-Registration	To confirm a Supplier requested de-registration of a Meter Point

Retail Market Message Guide – Meter Registration

Data Hierarchy Diagram



Retail Market Message Guide – Meter Registration

Message Structure and Interpretation

Segment and Field Level Identifier – 122 Message			Rpt	Optionality	Description and Purpose
1 Message Header			1	Mandatory	<i>See Common Data Segments for detailed notes on structure and population.</i>
1 MPRN Level Information			1	Mandatory	
2	FLD	MPRN	1	Mandatory	The unique identifying reference number for the Meter Point that has been de-registered.
2	FLD	Market Participant Business Reference	1	See Description (Optional)	Provided the de-registration was initiated by the Supplier, this is a reference to the Market Participant Business Reference provided in the Message Header of the 021 message sent by the Supplier to MRSO. Otherwise the field is not provided.
2	FLD	De-Registration Reason	1	Mandatory	A code to indicate the reason for the de-registration.
2	FLD	Effective From Date	1	Mandatory	This is the date from which the Supplier is de-registered.

Retail Market Message Guide – Meter Registration

2.5.18 Message 122R: De-registration Rejection

Purpose and Description of Message

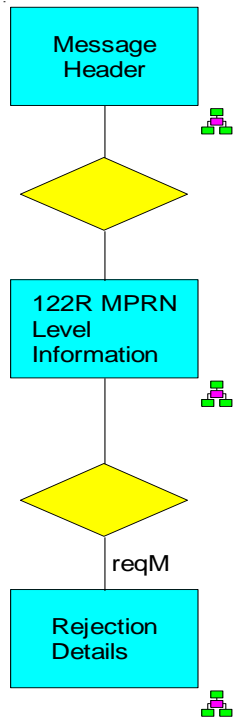
Message 122R is sent by MRSO to a Supplier to advise that a de-registration request has been rejected.

Message 122R is used in the following Market Process:

Process Number and Title		Use of Message
MPD 21	De-Registration	To advise the rejection of a de-registration request for a Meter Point

Retail Market Message Guide – Meter Registration

Data Hierarchy Diagram



Retail Market Message Guide – Meter Registration

Message Structure and Interpretation

Segment and Field Level Identifier – 122R Message			Rpt	Optionality	Description and Purpose
1 Message Header			1	Mandatory	<i>See Common Data Segments for detailed notes on structure and population.</i>
1 MPRN Level Information			1	Mandatory	
2	FLD	MPRN	1	Mandatory	The unique identifying reference number for the Meter Point for which a De-Registration Request is rejected
2	FLD	Market Participant Business Reference	1	Mandatory	A reference to the Market Participant Business Reference provided in the Message Header of the 021 message sent by the Supplier. It enables the Supplier to uniquely identify the original message to which this is the response.
2	FLD	De-Registration Reason	1	Mandatory	The De-Registration Reason provided by the Supplier
2	SEG	Rejection Details	1..N	Mandatory	An instance of this segment is provided for each rejection reason provided.
3	FLD	Reject Reason	1	Mandatory	<p>A code to identify why data was rejected</p> <ul style="list-style-type: none"> • CIP – A registration from another supplier is being processed for this MPRN • DSO – The de-registration request was referred to DSO and rejected • IDT – The Required Date is in the past or is within agreed De-Energisation timelines. • IMS – A De-Registration request is received and the MPRN status is not De-Energised • IMP – The MPRN does not exist or is not valid for this jurisdiction • IRC – The De-Registration Reason Code is invalid • SNR – The Supplier requesting De-Registration is not registered to this MPRN

Retail Market Message Guide – Meter Registration

2.5.19 Message 310: Validated Change of Supplier Reading

Purpose and Description of Message

Message 310 is sent by MRSO to an Old Supplier when a Change of Supplier has been completed for an Non Interval Metered Meter Point in order to advise the meter details and the closing readings.

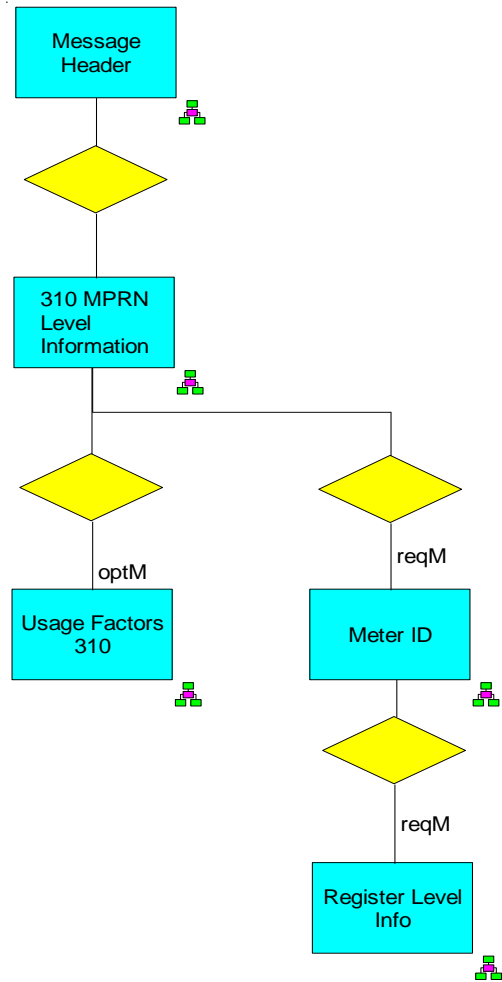
Message 310 is used in the following Market Processes:

Process Number and Title		Use of Message
MPD 1	Change of Supplier –Non Interval Metered	To advise the Old Supplier of the closing reading on completion of a Change of Supplier.
MPD 2	Change of Supplier –Interval Metered	To advise the Old Supplier of the closing reading on completion of a Change of Supplier.

Message 310 may be re-sent, with revised meter readings, if the original readings are successfully disputed.

Retail Market Message Guide – Meter Registration

Data Hierarchy Diagram



Retail Market Message Guide – Meter Registration

Message Structure and Interpretation

Segment and Field Level Identifier – 310 Message			Rpt	Optionality	Description and Purpose
1 Message Header			1	Mandatory	See <i>Common Data Segments</i> for detailed notes on structure and population.
1 MPRN Level Information			1	Mandatory	
2	FLD	MPRN	1	Mandatory	The unique identifying reference number for the Meter Point for which the Change of Supplier readings are sent.
2	FLD	Networks Reference Number	1	Mandatory	A unique reference allocated by ESB Networks to the readings
2	FLD	Read Date	1	Mandatory	The date of the closing readings provided in the message. The time of the readings is assumed to be 23h59 at the end of the day. For remote reads, it will be the 23h59 reading.
2	FLD	Meter Point Status	1	Mandatory	The connection status of the Meter Point. This will be: <ul style="list-style-type: none"> • D – Meter Point was De-Energised • E – Meter Point was Energised
2	FLD	Load Profile	1	Mandatory	A code denoting the standard load profile that determines, when coupled with Timeslot, the <u>derived</u> profile that is applied to consumption usage for settlement purposes. <i>Refer to the Data Codes published by MRSO for a complete list of codes.</i>
2	FLD	DUoS Group	1	Mandatory	A code which denotes the use of system tariff applied by ESB DSO to the Meter Point.
2	SEG	Usage Factors	0..N	See instructions	Usage factors will be calculated in all cases with the following exception:

Retail Market Message Guide – Meter Registration

Segment and Field Level Identifier – 310 Message				Rpt	Optionality	Description and Purpose
						<ul style="list-style-type: none"> The readings are not for a Change of Legal Entity and all readings are estimated. <p>For each Timeslot there will be two usages; the first being the actual usage and the second the estimate usage, each with their own separate Effective From Date.</p>
	3	FLD	Timeslot	1	Mandatory	A code that indicates the time intervals for which a usage factor is effective and will be aggregated.
	3	FLD	Effective From Date	1	Mandatory	The inclusive date from which the usage factor will be aggregated.
	3	FLD	Actual Usage Factor	1	Mandatory	A statement in kWh of the actual consumption for the Timeslot since the Effective From Date until the end of Read Date, extrapolated to an annual consumption based on the applicable <u>derived</u> profile
2	SEG	Meter ID		1..N	Mandatory	
	3	FLD	Meter Category	1	Optional	A code allocated by Meter Asset Manager to denote the manufacturer and type of meter.
	3	FLD	Serial Number	1	Mandatory	The physical number found on the meter.
	3	SEG	Register Level Information	1..N	Mandatory	
	4	FLD	Meter Register Sequence	1	Mandatory	An identifier to distinguish between different meter dials on a physical meter or set of meters.
	4	FLD	Timeslot	1	Mandatory	A code that indicates the period that a meter register is recording.
	4	FLD	Unit of Measurement	1	Mandatory	A code that indicates the value that is measured on this register.

Retail Market Message Guide – Meter Registration

Segment and Field Level Identifier – 310 Message			Rpt	Optionality	Description and Purpose
4	FLD	Meter Multiplier	1	Mandatory	A factor to be applied to an advance or reading at a register in order to derive a true value
4	FLD	Reading	1	Mandatory	The Change of Supplier reading for this register.
4	FLD	Read Reason	1	Mandatory	A code that indicates the reason that a reading was collected. This should be set to: <ul style="list-style-type: none"> • 26 – Change of Supplier
4	FLD	Read Type	1	Mandatory	A code that indicates whether the reading is: <ul style="list-style-type: none"> • A – An actual reading obtained by ESB Networks • CU – A reading provided directly by a customer • E – An estimate due to no-access or a missing register reading • EF – An estimate due to an implausible reading / No read available • EP – An estimate due to a planned no-visit • EU – An estimate due to an unplanned no-visit • RC – A replacement reading or estimate agreed for use by both Suppliers • SC – A customer reading provided by a Supplier
4	FLD	Previous Read Date	1	Mandatory	The date to which a reading prior to the one currently being reported applies, i.e. this is the end of the of the previous consumption period for the register.

Retail Market Message Guide – Meter Registration

Segment and Field Level Identifier – 310 Message			Rpt	Optionality	Description and Purpose
4	FLD	Consumption	1	See instructions	The consumption in kWh calculated from the Previous Read Date. This is provided for kWh registers only.
4	FLD	Read Status	1	Mandatory	A code that indicates: <ul style="list-style-type: none"> • RV –Reading which is plausible • RREL – Reading was originally implausible but released on investigation as plausible • REST – Reading was estimated; see Read Type for reason.
4	FLD	Register Type	1	Mandatory	A code that indicates the purpose of the register.

2.5.20 Message 310W: Withdrawn Change of Supplier Reading

Purpose and Description of Message

Message 310W is sent by MRSO to an Old Supplier when closing readings for a Change of Supplier are withdrawn.

Message 310W is used in the following Market Processes:

Process Number and Title		Use of Message
MPD 1	Change of Supplier –Non Interval Metered	To advise the Old Supplier that a Change of Supplier closing reading has been withdrawn

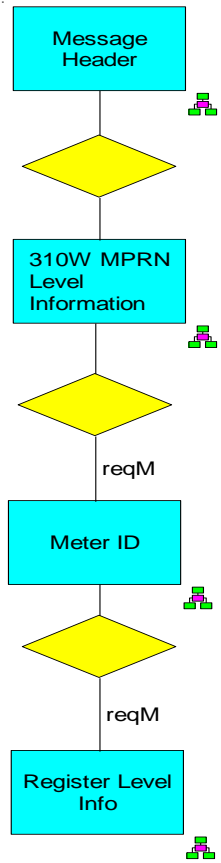
Retail Market Message Guide – Meter Registration

MPD 2	Change of Supplier –Interval Metered	To advise the Old Supplier that a Change of Supplier closing reading has been withdrawn
-------	--------------------------------------	---

A new version of message 310 may be sent, with revised meter readings, if the original readings are replaced.

Data Hierarchy Diagram

Retail Market Message Guide – Meter Registration



Retail Market Message Guide – Meter Registration

Message Structure and Interpretation

Segment and Field Level Identifier – 310W Message			Rpt	Optionality	Description and Purpose
1 Message Header			1	Mandatory	See <i>Common Data Segments</i> for detailed notes on structure and population.
1 MPRN Level Information			1	Mandatory	
2	FLD	MPRN	1	Mandatory	The unique identifying reference number for the Meter Point for which the Change of Supplier readings are withdrawn.
2	FLD	Networks Reference	1	Mandatory	A reference to the Networks Reference allocated by ESB Networks to the readings that are being withdrawn.
2	FLD	Read Date	1	Mandatory	The date of the closing readings being withdrawn.
2	FLD	Meter Point Status	1	Mandatory	The connection status previously advised for the Meter Point. This will be: <ul style="list-style-type: none"> • D – Meter Point was De-Energised • E – Meter Point was Energised
2	FLD	Load Profile	1	Mandatory	A code denoting the standard load profile that determines, when coupled with Timeslot, the <u>derived</u> profile that is applied to consumption usage for settlement purposes. <i>Refer to the Data Codes published by MRSO for a complete list of codes.</i>
2	FLD	DUoS Group	1	Mandatory	A code which denotes the use of system tariff applied by ESB DSO to the Meter Point.

Retail Market Message Guide – Meter Registration

Segment and Field Level Identifier – 310W Message			Rpt	Optionality	Description and Purpose
2	FLD	Withdrawal Reason	1	Mandatory	<p>A code to indicate the reason that the reading was withdrawn. This will be set to one of the following values:</p> <p>A1 Erroneous Change of Supplier A2 Disputed CoS Meter Reading Change of Supplier A3 Cancellation A4 Change of Supplier A5 Change of Legal Entity B1 Incorrect MPRN C1 Incorrect Estimation C2 Incorrect Meter Reading D1 Incorrect Rate D2 Incorrect Billing Period D3 Incorrect Meter</p>
2	SEG	Meter ID	1..N	Mandatory	
3	FLD	Meter Category	1	Optional	A code allocated by Meter Asset Manager to denote the manufacturer and type of meter.
3	FLD	Serial Number	1	Mandatory	The physical number found on the meter.
3	SEG	Register Level Information	1..N	Mandatory	
4	FLD	Meter Register Sequence	1	Mandatory	An identifier to distinguish between different meter dials on a physical meter or set of meters.
4	FLD	Timeslot	1	Mandatory	A code that indicates the period that a meter register is recording.
4	FLD	Unit of Measurement	1	Mandatory	A code that indicates the value that is measured on this register.

Retail Market Message Guide – Meter Registration

Segment and Field Level Identifier – 310W Message			Rpt	Optionality	Description and Purpose
4	FLD	Meter Multiplier	1	Mandatory	A factor to be applied to an advance or reading at a register in order to derive a true value
4	FLD	Reading	1	Mandatory	The reading, for this register, that is being withdrawn.
4	FLD	Read Reason	1	Mandatory	A code that indicates the reason that a reading was collected. This should be set to: <ul style="list-style-type: none"> • 26 – Change of Supplier
4	FLD	Read Type	1	Mandatory	A code that indicates whether the type of reading being withdrawn.
4	FLD	Previous Read Date	1	Mandatory	The date to which a reading prior to the one currently being withdrawn applies, i.e. this is the end of the of the previous consumption period for the register.
4	FLD	Consumption	1	See instructions	The consumption in kWh calculated for the withdrawn reading. This is provided for kWh registers only.
4	FLD	Read Status	1	Mandatory	A code that indicates the status of the reading being withdrawn.
4	FLD	Register Type	1	Mandatory	A code that indicates the purpose of the register.

Retail Market Message Guide – Meter Registration

2.5.21 Message 320: Validated Change of Supplier Reading

Purpose and Description of Message

Message 320 is sent by MRSO to a New Supplier when a Change of Supplier has been completed for a Non Interval Metered Meter Point in order to advise the meter details and the opening readings.

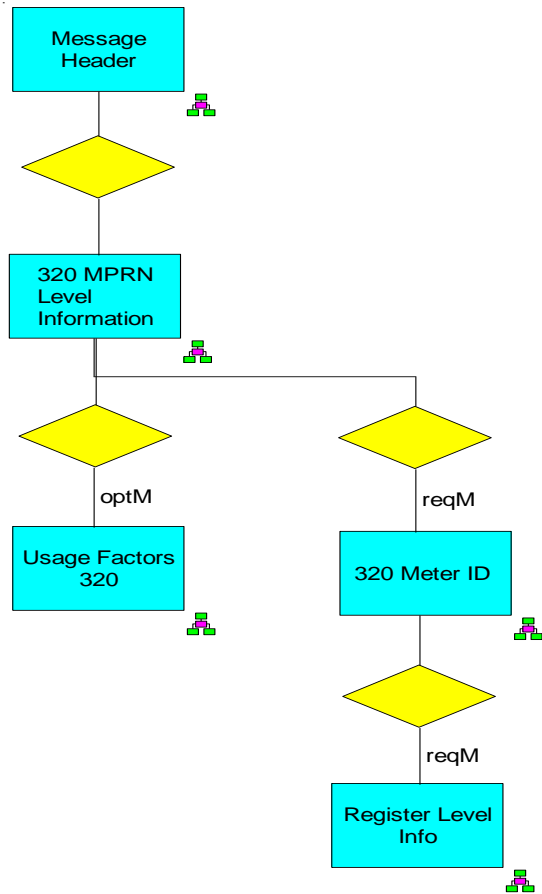
Message 320 is used in the following Market Processes:

Process Number and Title		Use of Message
MPD 1	Change of Supplier –Non Interval Metered	To advise the New Supplier of the meter details and opening reading on completion of a Change of Supplier.
MPD 2	Change of Supplier – Interval Metered	To advise the New Supplier of the meter details and opening reading on completion of a Change of Supplier.

Message 320 may be re-sent, with revised meter readings, if the original readings are successfully disputed.

Retail Market Message Guide – Meter Registration

Data Hierarchy Diagram



Message Structure and Interpretation

Retail Market Message Guide – Meter Registration

Segment and Field Level Identifier – 320 Message			Rpt	Optionality	Description and Purpose
1 Message Header			1	Mandatory	See <i>Common Data Segments</i> for detailed notes on structure and population.
1 MPRN Level Information			1	Mandatory	
2	FLD	MPRN	1	Mandatory	The unique identifying reference number for the Meter Point for which the Change of Supplier readings are sent.
2	FLD	Market Participant Business Reference	1	See instructions	A reference to the Market Participant Business Reference provided in the Message Header of the 010 message sent by the Supplier to MRSO. It enables the Supplier to uniquely identify the original message to which this is the response. Not provided for a registration to a Supplier of Last Resort
2	FLD	Networks Reference Number	1	Mandatory	A unique reference allocated by ESB Networks to the readings
2	FLD	Read Date	1	Mandatory	The 'effective' date of the opening readings provided in the message. The time of the readings is assumed to be 00h00 at the start of the day. This is the same as the Effective From Date of the New Supplier registration even if the physical read date was the day prior to registration.
2	FLD	Meter Point Status	1	Mandatory	The connection status of the Meter Point. This should always be: <ul style="list-style-type: none"> • E – Meter Point is Energised
2	FLD	Meter Configuration Code	1	Mandatory	A code that indicates the functionality delivered by the combination of registers that is installed at a Meter Point.
2	FLD	Keypad Premises Number	1	Optional	Not used in ROI

Retail Market Message Guide – Meter Registration

Segment and Field Level Identifier – 320 Message			Rpt	Optionality	Description and Purpose
2	FLD	Load Profile	1	Mandatory	A code denoting the standard load profile that determines, when coupled with Timeslot, the <u>derived</u> profile that is applied to consumption usage for settlement purposes. <i>Refer to the Data Codes published by MRSO for a complete list of codes.</i>
2	FLD	DUoS Group	1	Mandatory	A code which denotes the use of system tariff applied by ESB DSO to the Meter Point.
2	SEG	Usage Factors	1..N	Mandatory	
3	FLD	Timeslot	1	Mandatory	A code that indicates the time intervals for which a usage factor is effective and will be aggregated.
3	FLD	Effective From Date	1	Mandatory	The inclusive date from which the usage factor will be aggregated.
3	FLD	Estimated Usage Factor	1	Mandatory	A statement in kWh of the estimated consumption for the Timeslot for the 365 days starting from the Effective From Date.
2	SEG	Meter ID	1..N	Mandatory	
3	FLD	Meter Category	1	Optional	A code allocated by Meter Asset Manager to denote the manufacturer and type of meter.
3	FLD	Serial Number	1	Mandatory	The physical number found on the meter.
3	FLD	Meter Location	1	See instructions	A code that refers to the physical position of a meter at a premises. In some circumstances no meter location code was convertible from legacy data. In such cases no Meter Location will be provided

Retail Market Message Guide – Meter Registration

Segment and Field Level Identifier – 320 Message			Rpt	Optionality	Description and Purpose
3	SEG	Register Level Information	1..N	Mandatory	
4	FLD	Meter Register Sequence	1	Mandatory	An identifier to distinguish between different meter dials on a physical meter or set of meters.
4	FLD	Timeslot	1	Mandatory	A code that indicates the period that a meter register is recording.
4	FLD	Unit of Measurement	1	Mandatory	A code that indicates the value that is measured on this register.
4	FLD	Meter Multiplier	1	Mandatory	A factor to be applied to an advance or reading at a register in order to derive a true value
4	FLD	Reading	1	Mandatory	The Change of Supplier reading for this register.
4	FLD	Read Reason	1	Mandatory	A code that indicates the reason that a reading was collected. This should be set to: <ul style="list-style-type: none"> ○ 26 – Change of Supplier
4	FLD	Read Type	1	Mandatory	A code that indicates whether the reading is: <ul style="list-style-type: none"> • A – An actual reading obtained by ESB Networks • CU – A reading provided directly by a customer • E – An estimate due to no-access or a missing register reading • EF – An estimate due to an implausible reading / No read available • EP – An estimate due to a planned no-visit • EU – An estimate due to an unplanned no-visit • RC – A replacement reading or estimate agreed for use by both Suppliers • SC – A customer reading provided by a Supplier
4	FLD	Register Type	1	Mandatory	A code that indicates the purpose of the register.

Retail Market Message Guide – Meter Registration

Segment and Field Level Identifier – 320 Message			Rpt	Optionality	Description and Purpose
4	FLD	Pre-Decimal Digits	1	Mandatory	The number of digits before the decimal place on the meter register.
4	FLD	Post-Decimal Digits	1	Mandatory	The number of digits after the decimal place on the meter register.
4	FLD	Estimate of Consumption	1	See instructions	An estimate of the annualised consumption of a register. This is provided for all non MD registers and only at CoS and to the New Supplier only. Please note: that this value will not necessarily be equal to the EUF for the timeslot.

2.5.22 Message 320W: Withdrawn Change of Supplier Reading

Purpose and Description of Message

Message 320W is sent by MRSO to a New Supplier when opening readings for a Change of Supplier are withdrawn.

Message 320W is used in the following Market Processes:

Process Number and Title	Use of Message

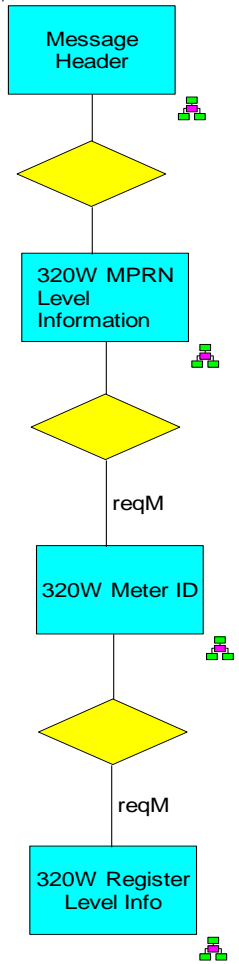
Retail Market Message Guide – Meter Registration

MPD 1	Change of Supplier –Non Interval Metered	To advise the New Supplier of the meter details and opening reading on completion of a Change of Supplier.
MPD 2	Change of Supplier –Interval Metered	To advise the Old Supplier that a Change of Supplier opening reading has been withdrawn

A new version of message 320 may be sent, with revised meter readings, if the original readings are replaced.

Retail Market Message Guide – Meter Registration

Data Hierarchy Diagram



Message Structure and Interpretation

Retail Market Message Guide – Meter Registration

Segment and Field Level Identifier – 320W Message			Rpt	Optionality	Description and Purpose
1 Message Header			1	Mandatory	See <i>Common Data Segments</i> for detailed notes on structure and population.
1 MPRN Level Information			1	Mandatory	
2	FLD	MPRN	1	Mandatory	The unique identifying reference number for the Meter Point for which the Change of Supplier readings are sent.
2	FLD	Market Participant Business Reference	1	See instructions	A reference to the Market Participant Business Reference provided in the Message Header of the 010 message sent by the Supplier to MRSO. It enables the Supplier to uniquely identify the original message to which this is the response. Not provided for a registration to a Supplier of Last Resort
2	FLD	Networks Reference Number	1	Mandatory	A reference to the Networks Reference allocated by ESB Networks to the readings that are being withdrawn.
2	FLD	Read Date	1	Mandatory	The 'effective from' date of the opening readings that are being withdrawn.
2	FLD	Meter Point Status	1	Mandatory	The connection status of the Meter Point. This should always be: <ul style="list-style-type: none"> • E – Meter Point is Energised
2	FLD	Meter Configuration Code	1	Mandatory	A code that indicates the functionality delivered by the combination of registers for which the readings are withdrawn.
2	FLD	Keypad Premises Number	1	Optional	Not used in ROI
2	FLD	Load Profile	1	Mandatory	A code denoting the standard load profile that determines, when coupled with Timeslot, the <u>derived</u> profile that is applied to consumption usage for settlement purposes.

Retail Market Message Guide – Meter Registration

Segment and Field Level Identifier – 320W Message			Rpt	Optionality	Description and Purpose
					<i>Refer to the Data Codes published by MRSO for a complete list of codes.</i>
2	FLD	DUoS Group	1	Mandatory	A code which denotes the use of system tariff applied by ESB DSO to the Meter Point.
2	FLD	Withdrawal Reason	1	Mandatory	<p>A code to indicate the reason that the reading was withdrawn. This will be set to one of the following values:</p> <p>A1 Erroneous Change of Supplier</p> <p>A2 Disputed CoS Meter Reading</p> <p>A3 Change of Supplier Cancellation</p> <p>A4 Change of Supplier</p> <p>A5 Change of Legal Entity</p> <p>B1 Incorrect MPRN</p> <p>C1 Incorrect Estimation</p> <p>C2 Incorrect Meter Reading</p> <p>D1 Incorrect Rate</p> <p>D2 Incorrect Billing Period</p> <p>D3 Incorrect Meter</p>
2	SEG	Meter ID Details	1..N	Mandatory	

Retail Market Message Guide – Meter Registration

Segment and Field Level Identifier – 320W Message			Rpt	Optionality	Description and Purpose
3	FLD	Meter Category	1	Optional	A code allocated by Meter Asset Manager to denote the manufacturer and type of meter.
3	FLD	Serial Number	1	Mandatory	The physical number found on the meter.
3	FLD	Meter Location	1	See instructions	A code that refers to the physical position of a meter at a premises. In some circumstances no meter location code was convertible from legacy data. In such cases no Meter Location will be provided. This is currently not used in ROI but maybe used in the future
3	SEG	Register Level Information	1..N	Mandatory	
4	FLD	Meter Register Sequence	1	Mandatory	An identifier to distinguish between different meter dials on a physical meter or set of meters.
4	FLD	Timeslot	1	Mandatory	A code that indicates the period that a meter register is recording.
4	FLD	Unit of Measurement	1	Mandatory	A code that indicates the value that is measured on this register.
4	FLD	Meter Multiplier	1	Mandatory	A factor to be applied to an advance or reading at a register in order to derive a true value
4	FLD	Reading	1	Mandatory	The reading, for this register, that is being withdrawn.
4	FLD	Read Reason	1	Mandatory	A code that indicates the reason that a reading was collected. This should be set to: <ul style="list-style-type: none"> ○ 26 – Change of Supplier
4	FLD	Read Type	1	Mandatory	A code that indicates whether the type of reading being withdrawn.
4	FLD	Register Type	1	Mandatory	A code that indicates the purpose of the register.
4	FLD	Pre-Decimal Digits	1	Mandatory	The number of digits before the decimal place on the meter register.

Retail Market Message Guide – Meter Registration

Segment and Field Level Identifier – 320W Message			Rpt	Optionality	Description and Purpose
4	FLD	Post-Decimal Digits	1	Mandatory	The number of digits after the decimal place on the meter register.

Retail Market Message Guide – Meter Registration

3 Appendix 1

The tables below outline the valid combinations of Read Reason, Read Type and Read Status that can be found on messages 310 and 320.

3.1 Appendix 1A – Message 310 Combinations

Scenarios	Read Reason	Read Type	Read Status	Comments/Queries
CoS Customer Loss	26 - Change of Supplier	A - Actual	RV	
		A - Actual	RREL	
		SC - Supplier Provided Customer reading	RV	
		SC - Supplier Provided Customer reading	RREL	
		EF - Estimate (Implausible / No read available)	REST	
		E - Estimate (No Access)	REST	
		EP - Estimate (Block Planned)	REST	

Retail Market Message Guide – Meter Registration

Scenarios	Read Reason	Read Type	Read Status	Comments/Queries
		EU - Estimate (Block Unplanned)	REST	

Retail Market Message Guide – Meter Registration

3.2 Appendix 1B – Message 320 Combinations

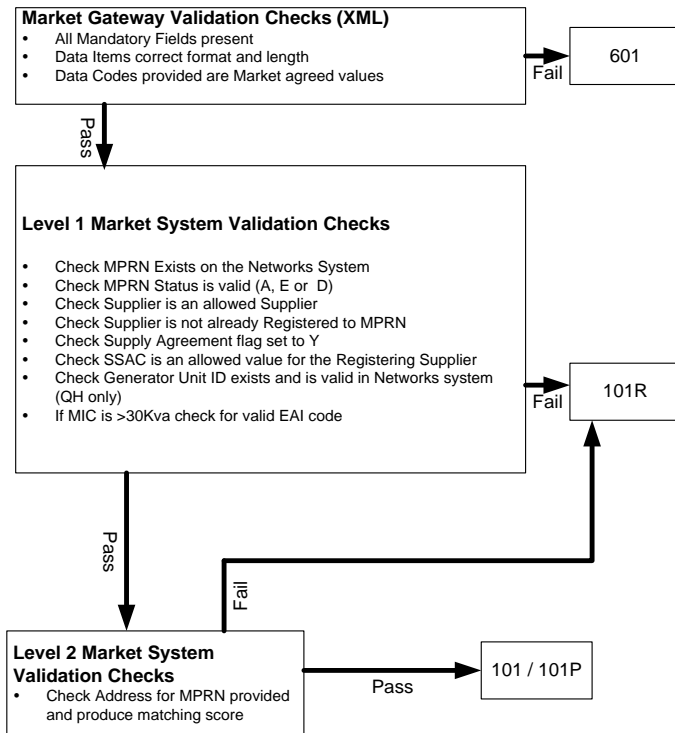
Scenarios	Read Reason	Read Type	Read Status	Comments/Queries
CoS Customer Gain	26 - Change of Supplier	A – Actual	RV	
		A – Actual	RREL	
		SC - Supplier Provided Customer reading	RV	
		SC - Supplier Provided Customer reading	RREL	
		EF - Estimate (Implausible / No read available)	REST	
		E - Estimate (No Access)	REST	
		EP - Estimate (Block Planned)	REST	
		EU - Estimate (Block Unplanned)	REST	

Retail Market Message Guide – Meter Registration

4 Appendix 2

The following diagrams show the sequence in which validations take place on receipt of New Connection and Change of Supplier requests by MRSO.

4.1 Appendix 2A – New Connection validation sequence diagram



4.2 Appendix 2B – Change of Supplier validation sequence diagram

Retail Market Message Guide – Meter Registration

